



English 1301: Composition I

Spring 2024

Daily Schedule

• MWF •

CRNs 21201 (3E) & 21202 (3F)

Contact Information

Talk/Text: [505-437-1948](tel:505-437-1948)

Web: www.kelli.ninja

Email: kwood@epcc.edu

- **Contact Hours:** M-Th, 1:30-5, Sun. 10-2. See www.chatwith.kelli.ninja
- **In-Office hours:** MW 11:30-1:30, T/Th 1:30-4:00, F 11:30-12:30
Transmountain Campus, Room 1101
- **Quick questions:** just call or text during [reasonable hours](#)
- **Online Conferences:** [Schedule a conference](#)
- **Join the [English w/ a Ninja Team](#) and visit [The SharePoint site](#)** for news, announcements, and general discussion

[English 1301 Instructor Policies & Syllabus](#)



Digital
Schedule

Go to www.kelli.ninja and click on **Schedules**, where you can download a digital copy of this daily schedule to access the links.



Refresh
Schedule




Make sure to refresh and check the schedule on a regular basis. You should look over homework and what we'll do in class for the week ahead at the beginning of the week, then check it at least one day before each class meeting to have time to complete lessons and homework before coming to class.



View or
Review
Later

If you are absent during class time or want to review, find our class recordings on this playlist: [1301: MWF @ 10 am](#)

If you have an appointment or cannot attend during class time, you will be counted absent, but you should watch the class lecture and take notes for the day through the playlist link above. Turn those in during the next class period. Again, see the [Class Notes assignment](#) for instructions on turning them in.

Date	Homework: What's Due Today	What We'll Do in Class
Week 1 Wednesday, Jan. 17	<p><i>Things listed in this column are homework. Make sure you have those done before class begins.</i></p> 	<input type="checkbox"/> Class Policies, Syllabus, Daily Schedule <input type="checkbox"/> kelli•ninja
Friday, Jan. 19	<p>READ WATCH</p> <ul style="list-style-type: none"> <input type="checkbox"/> Taking Notes: Crash Course (Video @9 mins) <input type="checkbox"/> How I Take Notes: The Best Note Taking Method Jim Kwik (Video @ 11 mins) <input type="checkbox"/> The Myth of the Good Writer <p>DUE On Blackboard:</p> <ul style="list-style-type: none"> <input type="checkbox"/> Syllabus Quiz—this covers key things in the syllabus. Make sure you read Instructor Policies & Syllabus and use it as you complete the quiz. <input type="checkbox"/> Optional: Contact Form: Fill this out for a free 100! You will need to sign in to MyEPCC for this. If you've forgotten your login or password, click here. 	<ul style="list-style-type: none"> <input type="checkbox"/> Class Notes Assignment <input type="checkbox"/> The Myth of the Good Writer <input type="checkbox"/> Learning to Learn <ul style="list-style-type: none"> ○ “Students must understand that while education is a shared activity, the ultimate responsibility for learning rests with the students’ motivation and abilities.” (EPCC Student Code of Conduct) 
Week 2 Monday, Jan. 22	<p>READ WATCH</p> <ul style="list-style-type: none"> <input type="checkbox"/> Class Notes Assignment <input type="checkbox"/> MLA Format Assignment <input type="checkbox"/> Getting and Using Grammarly in our Class (Video) <input type="checkbox"/> Writing down the Basics, <ul style="list-style-type: none"> ○ MLA Format, pp. 71-73 <input type="checkbox"/> Formatting MLA Papers (Choose one): <ul style="list-style-type: none"> ○ MLA Format: MS Word (Video) ○ MLA Format: Google Docs (Video) ○ MLA Format: Open Office (Video) ○ MLA Format: Apple Pages (Video) ○ MLA Format: Word for Apple (Video) <p>DUE</p> <ul style="list-style-type: none"> <input type="checkbox"/> Sign up for Grammarly: Make sure you're at www.grammarly.com/edu/signup and use your EPCC email address 	<ul style="list-style-type: none"> <input type="checkbox"/> MLA Format Assignment <input type="checkbox"/> Online Class Spaces <input type="checkbox"/> Turning in Assignments & Professionalism <input type="checkbox"/> Using Grammarly—how to and why 


Suggested Reading: [How to Write an Email Your College Professor](#)

Date	Homework: What's Due Today	What We'll Do in Class
<p>Wednesday, Jan. 24</p> <p>NOTE: Purge for non-payment: Close of Business January 26. = Make sure you've made your payment or you'll get dropped from your courses.</p>	<p>DUE <u>On Blackboard</u>:</p> <ul style="list-style-type: none"> <input type="checkbox"/> MLA Format Assignment <ul style="list-style-type: none"> ○ Make sure to turn in your Grammarly report (required) and writing center (optional) documentation if you went. ○ Here's a quick reminder video on getting your Grammarly report. 	<ul style="list-style-type: none"> <input type="checkbox"/> Letter Format Assignment <input type="checkbox"/> Business Writing Tone and Style <p style="text-align: right;">Take Notes</p>
<p>Friday, Jan. 26</p>	<p>READ WATCH</p> <ul style="list-style-type: none"> <input type="checkbox"/> Letter Format Assignment <input type="checkbox"/> Writing down the Basics, <ul style="list-style-type: none"> ○ "Business Writing" pp. 136-141 <input type="checkbox"/> Business Letters: Basic Format & Outline (Video) This video is a walkthrough of setting up the basic business letter with some tips <p>DUE <u>On Blackboard</u>:</p> <ul style="list-style-type: none"> <input type="checkbox"/> Letter Format Assignment <p>Make sure to turn in your Grammarly report (required) and writing center (optional) documentation if you went.</p>	<ul style="list-style-type: none"> <input type="checkbox"/> Commas <p style="text-align: right;">Take Notes</p> <div style="border: 2px solid red; padding: 10px; margin-top: 10px;"> <p>Here's a great video that walks through creating a signature using Adobe Acrobat Reader, the Office app, or paint: https://youtu.be/3tqb1htxz1k</p> <p>Use this and create your digital signature now. Then email me in a few years to say thank you. 😊</p> </div>
<p>Week 3</p> <p>Monday, Jan. 29</p>	<p>READ WATCH</p> <ul style="list-style-type: none"> <input type="checkbox"/> Writing down the Basics, <ul style="list-style-type: none"> ○ Why Refine Your Writing—Commas, pp. 6-24 	<ul style="list-style-type: none"> <input type="checkbox"/> Semicolons, and Colons <input type="checkbox"/> Grammar Practice (Arnold Lee) <p style="text-align: right;">Take Notes</p>
<p>Wednesday, Jan. 31</p>	<p>READ WATCH</p> <ul style="list-style-type: none"> <input type="checkbox"/> Writing down the Basics, Semi-Colons and Colons, pp 25-31 <input type="checkbox"/> Sample Essay: Almost Taylor Swift 	<ul style="list-style-type: none"> <input type="checkbox"/> Emblem Essay Assignment and Prewritings <input type="checkbox"/> Just Like Papi Guero <p style="text-align: right;">Take Notes</p>

[Sign up for Format Conference here](#) or



Format Conferences

The next week is mostly online. We will meet once during your scheduled conference time and otherwise you will be working online. When we work online, your work due will be due by midnight (11:59 pm) on Fridays.

→ TAKE NOTES ON ALL READ|WATCH ITEMS ←
 These are due *when we return* from conferences

Date	Homework: What's Due Today	What We'll Do in Class
<p>Week 3</p> <p>Friday, Feb. 2</p>	<p>READ WATCH before you come to conference.</p> <ul style="list-style-type: none"> <input type="checkbox"/> Emblem Essay Assignment <input type="checkbox"/> Prewriting 1 (Video) <div style="text-align: right; border: 1px solid black; padding: 2px; display: inline-block; color: white; background-color: #4a7ebb;">Take Notes</div> <p>READ WATCH</p> <ul style="list-style-type: none"> <input type="checkbox"/> Writing down the Basics, Personal and Familiar Writing, p. 58 <input type="checkbox"/> Creative Non-Fiction: An Overview <input type="checkbox"/> Sample Essay: Grace is a Gift <input type="checkbox"/> Prewriting 2 (Video) <p>DUE in by midnight (11:59 pm) Friday, Feb. 2:</p> <ul style="list-style-type: none"> <input type="checkbox"/> On Blackboard in the Emblem Essay folder: Prewriting 1 & 2—the list and the story. 	<p>[If you haven't done so yet, Sign up for your conference time!]</p> <p>Conferences are coaching and mentoring time</p> <ul style="list-style-type: none"> <input type="checkbox"/> Where: My office, Room 1101 <input type="checkbox"/> What you need to do to prepare: Make sure you have turned in your drafts online so that I can review them before we meet and help you with it. That means it needs to be turned in <i>days</i> before your conference. <p>Attendance at conference time counts as attendance for the other days of class.</p>
<p>Week 4</p> <p>Monday, Feb. 5</p> <p>Wednesday, Feb. 7</p>	<p>READ WATCH</p> <ul style="list-style-type: none"> <input type="checkbox"/> Writing Narrative Personal Essays <input type="checkbox"/> Sample Essay: A Grand Old Piano <input type="checkbox"/> Prewriting 3 (Video) <p>READ WATCH</p> <ul style="list-style-type: none"> <input type="checkbox"/> Cover Letters <input type="checkbox"/> Sample Essay: A Not-So-Hidden Treasure <input type="checkbox"/> Sample Cover Letter: A Not-So-Hidden Treasure <input type="checkbox"/> Formatting Your Cover Letter (Video) <p>DUE on Blackboard by midnight (11:59 pm) Wed. Feb. 7th:</p> <ul style="list-style-type: none"> <input type="checkbox"/> Emblem Essay folder, Prewriting 3—the significance 	

Date	Homework: What's Due Today	What We'll Do in Class
Friday, Feb. 9	READ WATCH <input type="checkbox"/> Sample Essay: Seasoning a Bond <input type="checkbox"/> Sample Essay: Threads of Sunshine DUE in class <input type="checkbox"/> Class Notes from conference weeks	<input type="checkbox"/> Drafting your Essay <input type="checkbox"/> Workshop Preview & Cover Letter and Essay Grading Standards <input type="checkbox"/> CORE Assessment: Now and In Your Future
Week 5 Monday, Feb. 12	READ WATCH <input type="checkbox"/> Getting Feedback <input type="checkbox"/> 3 Strategies for Students to Peer Review Writing DUE in class <input type="checkbox"/> DRAFT of Cover Letter and Emblem Essay due in class . Make sure you have a printed or digital copy to share with a classmate. <ul style="list-style-type: none"> ○ This is an in-class assignment. Do not email me your work after the fact. If you miss workshop, you miss workshop. 	<input type="checkbox"/> Workshop: This is a class activity—to get credit you must have drafts with you in either print or digital form. Print is best. 😊.
Wednesday, Feb. 14	READ WATCH <input type="checkbox"/> Writing down the Basics , <input type="checkbox"/> We All Have to Agree, pp. 36-39	<input type="checkbox"/> Pronouns <input type="checkbox"/> Subject/Verb & Logic
Friday, Feb. 16	READ WATCH <input type="checkbox"/> Writing down the Basics , Apostrophes—Ellipsis, pp. 31-36 DUE <u>On Blackboard</u> by midnight. <input type="checkbox"/> Emblematic Cover Letter and Essay DRAFTS due Don't forget your Grammarly reports and the Writing Center documentation info if you went.	<input type="checkbox"/> Writing discussion and conference planning <input type="checkbox"/> Introduction to Essay 2 Assignment <input type="checkbox"/> Writing down the Basics , Argument Essays, p. 112

Take Notes

Take Notes

Take Notes

[Sign up for the Emblem Essay Conference here](#) or




Emblem Essay Conferences

The next week is mostly online. We will meet once during your scheduled conference time and otherwise you will be working online. When we work online, your work due will be due by midnight (11:59 pm) on Fridays.

TAKE NOTES ON THE READ|WATCH ITEMS MARKED AS *REQUIRED*

DUE when we return from conferences

<p>Week 6</p> <p>Monday, Feb. 19</p>	<p>READ WATCH Citation <i>Notes Required for all</i></p> <ul style="list-style-type: none"> <input type="checkbox"/> MLA Citation Basics (Video) <input type="checkbox"/> Writing down the Basics, <ul style="list-style-type: none"> o Formal Writing-Attribution, pp. 59-62 o Argument Essays, p. 112 o Literary Essays, pp. 122-124 	<p style="text-align: center;">Conferences are coaching and mentioning time</p> <ul style="list-style-type: none"> <input type="checkbox"/> Where: My office, Room 1101 <input type="checkbox"/> What you need to do to prepare: <ul style="list-style-type: none"> o Make sure you have turned in your essay and letter draft on time so that I can review it before we meet. <p>Your attendance at your conference time counts as attendance for the other days of class</p>
<p>Wednesday, Feb. 21</p>	<p>READ WATCH Literary Analysis <i>Notes Required for all</i></p> <ul style="list-style-type: none"> <input type="checkbox"/> Essay 2 Assignment <input type="checkbox"/> Writer's Reference: Reading to form an Interpretation, pdf pages 5-8 <input type="checkbox"/> Critical Reading <div style="border: 2px solid blue; padding: 5px; transform: rotate(-15deg); display: inline-block;">Take Notes</div>	
<p>Friday Feb. 23</p>	<p>READ WATCH An Example of How to Do this</p> <ul style="list-style-type: none"> <input type="checkbox"/> The Cat in the Hat (Video) <input type="checkbox"/> Thug Notes: The Cat in the Hat (Video) <input type="checkbox"/> Notes Required only for this one—but watch the others: How to Make sense of The Cat in the Hat and that Thug Notes video (Video) 	
<p>Week 7</p> <p>Monday, Feb. 26</p>	<p>READ WATCH</p> <ul style="list-style-type: none"> <input type="checkbox"/> "The Pedestrian" <ul style="list-style-type: none"> o (Here's the Audio—YouTube) <input type="checkbox"/> Questions to Consider: "The Pedestrian" <input type="checkbox"/> Quote Sandwich <p>DUE in class</p> <ul style="list-style-type: none"> <input type="checkbox"/> Notes from conference week <input type="checkbox"/> Consider this: Which question would you answer about "The Pedestrian," what would your answer be, and what parts of the story make you come to that answer--why? Choose one of the questions to consider about, but NOT #6. Write out one sentence that answers the question, and then list one or two quotes or parts of the story you might use to explain your answer. 	<ul style="list-style-type: none"> <input type="checkbox"/> "The Pedestrian" <input type="checkbox"/> Questions to Consider: "The Pedestrian" <input type="checkbox"/> Sample: Pulling Us Apart: A Look at Separation in "The Pedestrian" (Video) <div style="border: 2px solid blue; padding: 5px; transform: rotate(-15deg); display: inline-block;">Take Notes</div> <div style="border: 2px solid purple; padding: 10px; margin-top: 20px;"> <p>Like this story? Read more by Ray Bradbury.</p> </div>

Date	Homework: What's Due Today	What We'll Do in Class
Wednesday, Feb. 28	Do over! Wouldn't it be nice if all of life had do overs? 😊	
Friday, March 1	<p>READ WATCH</p> <ul style="list-style-type: none"> <input type="checkbox"/> "Resistance" (and/or listen to the Podcast reading of it) <input type="checkbox"/> Questions to Consider for "Resistance" <p>DUE in class Consider this: Which question would you answer about "Resistance," what would your answer be, and what parts of the story make you come to that answer--why? Choose one of the questions to consider about, but NOT #6. Write out one sentence that answers the question, and then list one or two quotes or parts of the story you might use to explain your answer.</p> <p>DUE On Blackboard</p> <ul style="list-style-type: none"> <input type="checkbox"/> Practice Writing: "The Pedestrian" in the Literary Analysis Essay section on Blackboard. 	<ul style="list-style-type: none"> <input type="checkbox"/> "Resistance" Discussion <input type="checkbox"/> Sample: Paragraph Breakdown: Taking the Easy Route: Warnings in Tobias S. Buckell's "Resistance" (Video Walkthrough) <div style="text-align: center; margin-top: 20px;">  </div>

How to write this paragraph

Using your notes on "The Pedestrian," and thinking about the sample we looked at in class last time, write out a one paragraph answer to the question you chose. (You may change your question, but do not do the one I did.)

Your first sentence should contain the title and author and be the basic answer to the question. The next few sentences should set the context for and provide the quote—integrate it into your sentence with signal phrases and in-text citation. Then you should have a final sentence or two that explains how this all connects to your answer.


It should be similar to the body paragraphs in the samples but giving the author's name and the title of the story in the first sentence or two of the paragraph.

Helpful Links:

- Write a paragraph by making a [Quote Sandwich](#)
- Review "Integrating Quotations from the Work" in the [Writer's Reference "Writing about Literature"](#) section: 19-23 booklet's page numbers; 21-25 of the pdf's pages.

Date	Homework: What's Due Today	What We'll Do in Class
Monday, March 4	<p>READ WATCH</p> <ul style="list-style-type: none"> <input type="checkbox"/> "Just Do It" (Audio-mp3 version) <input type="checkbox"/> Questions to Consider for "Just Do It" <input type="checkbox"/> Identifying Themes and Literary Analysis <p><u>DUE On Blackboard</u></p> <ul style="list-style-type: none"> <input type="checkbox"/> Practice Writing: "Resistance" in the Literary Analysis Essay section on Blackboard. Practice paragraph using one of the questions about this story. <p>DUE in class</p> <ul style="list-style-type: none"> <input type="checkbox"/> Consider this: Which question would you answer about "Just Do It," what would your answer be, and what parts of the story make you come to that answer--why? Choose one of the questions to consider about, but NOT #6. Write out one sentence that answers the question, and then list one or two quotes or parts of the story you might use to explain your answer. 	<ul style="list-style-type: none"> <input type="checkbox"/> Practice <input type="checkbox"/> Handout: "The Perfect Match" <p style="text-align: center;">Take Notes</p>
Wednesday, March 6	<p>READ WATCH</p> <ul style="list-style-type: none"> <input type="checkbox"/> Writing down the Basics, Formal Writing – Secondary Sources, pp. 53-58 <input type="checkbox"/> Writer's Reference: Observing the Conventions of Literature Papers--Integrating Quotes from Texts, pp. 15-23 (pdf pages 17-25) <input type="checkbox"/> The Perfect Match ←This is the story your essay will be about! (Use the print version for citation. You can read whichever is more convenient.) Make a list/outline of the basic plot and characters. What happens in general. Who are the main characters and what are they like? <p><u>DUE On Blackboard</u></p> <ul style="list-style-type: none"> <input type="checkbox"/> Practice Writing: "Just Do it" in the Literary Analysis Essay section. Practice paragraph using one of the questions about this story. 	<ul style="list-style-type: none"> <input type="checkbox"/> "The Perfect Match" plot discussion <input type="checkbox"/> Citation <p style="text-align: center;">Take Notes</p>

Date	Homework: What's Due Today	What We'll Do in Class
Friday, March 8	<p>No Class: Online Work</p> <p>Take notes on the Video; extra credit for notes on the Assignment.</p> <p>Those are due in class when we get back.</p> <p>READ WATCH</p> <ul style="list-style-type: none"> <input type="checkbox"/> Essay 2 Assignment <input type="checkbox"/> Prewriting 1 (Video-20 mins) Take Notes <p>DUE on Blackboard by midnight Friday March 8.</p> <ul style="list-style-type: none"> <input type="checkbox"/> Literary Analysis Prewriting 1 Form: In the Literary Analysis Essay Folder <input type="checkbox"/> FINAL Emblematic Cover Letter and Essay <ul style="list-style-type: none"> ○ Don't forget the Grammarly Report, and, if you went, your writing center documentation. <p>If you are not making any changes to your Emblem Cover Letter or Essay and just taking the tentative grade from your draft, DO NOT upload anything. If you do, I will deduct 5 points from your tentative grade.</p>	
<p>Spring Break: March 11-15</p> <p>Midterm</p> <p>It's Spring Break. Watch this video. I hope you laugh because that's not you.</p> <p>Either way, remember, your grade is in your hands and there are lots of opportunities to make it better if it's not so good now, so talk to me when we get back and get to work on anything that isn't past the late due date (see the syllabus to refresh your memory on that).</p> <p>If your grade is good now, don't stop—we've still got half the semester to go.</p>		
<p>Week 9</p> <p>Monday, March 18</p>	<p>READ WATCH</p> <ul style="list-style-type: none"> <input type="checkbox"/> How do I Punctuate Dialogue? <input type="checkbox"/> Re-read "The Perfect Match" and review your prewriting notes if you turned it in before Spring Break. Jot down any new ideas. <input type="checkbox"/> You will need to use the information from the Prewriting 1 Form, so either make notes on what you said or have a device you can open up Blackboard with. <p>DUE</p> <ul style="list-style-type: none"> <input type="checkbox"/> Notes from Friday, March 8th. 	<ul style="list-style-type: none"> <input type="checkbox"/> Essay 2, Prewriting 2: (Form) <input type="checkbox"/> In-class drafting

Date	Homework: What's Due Today	What We'll Do in Class
Wednesday, March 20	<p>DUE on Blackboard</p> <ul style="list-style-type: none"> <input type="checkbox"/> Prewriting 2 due in the Literary Analysis Essay Section <ul style="list-style-type: none"> ○ Make sure you turn in your Prewriting 2, which we did in class, to Blackboard. If you wrote it out and don't want to re-type in the online form, you can upload a picture of it. 	<ul style="list-style-type: none"> <input type="checkbox"/> Grading Rubric/Argument structure ingredients <input type="checkbox"/> Review: How do I Punctuate Dialogue? <input type="checkbox"/> Citation review <p style="text-align: right;">Take Notes</p>
Friday, March 22	<p>DUE in class</p> <ul style="list-style-type: none"> <input type="checkbox"/> DRAFT of your Letter and Essay <ul style="list-style-type: none"> ○ This is an in-class assignment. Do not email me your work after the fact. If you miss workshop, you miss workshop. <p>READ WATCH (Optional)</p> <ul style="list-style-type: none"> <input type="checkbox"/> A video about putting this essay together: Putting This Essay Together: Ken Liu's "The Perfect Match" (Video) <p>This was recorded for another class, so any mention of timing or when things are due are not accurate for you. Use this schedule for your due dates.</p> <p>See the table of contents/key moments links in the description to just skip to parts you need.</p> <p>It really is a helpful video. Long, but helpful.</p>	<ul style="list-style-type: none"> <input type="checkbox"/> Workshop: This is an in-class activity—to get credit you must be here with your draft.
Week 10 Monday, March 25	<p>READ WATCH</p> <ul style="list-style-type: none"> <input type="checkbox"/> APA Format (Video) choose ONE: <ul style="list-style-type: none"> ○ Format APA 7th ed in MS Word 365 (Video) ○ Format APA 7th ed in MS Word (Video) ○ Format APA 7th ed in Google Docs (Video) ○ APA 7th edition Apple Pages (Video) <input type="checkbox"/> APA Citation Basics, 7th ed., (Video) <ul style="list-style-type: none"> ○ Writing Down the Basics, pp. 96-110 Read/skim this section from as you watch the citation video above. <input type="checkbox"/> "How to Write a Summary" <p>DUE on Blackboard</p> <ul style="list-style-type: none"> <input type="checkbox"/> Literary Essay Cover Letter and Essay DRAFTS due <ul style="list-style-type: none"> ○ Don't forget your Grammarly reports and the Writing Center documentation info if you went. 	<ul style="list-style-type: none"> <input type="checkbox"/> APA Format Assignment <ul style="list-style-type: none"> ○ Summary ○ Format ○ Citations <p style="text-align: right;">Take Notes</p> <div style="border: 2px solid yellow; padding: 10px; margin-top: 20px;"> <p style="text-align: center;">Sign up for the Literary Analysis Essay Conference here or</p>  </div>

Literary Analysis Essay Conferences

The next two weeks are mostly online. We will meet once during your scheduled conference time and otherwise you will be working online. When we work online, your work due will be due by midnight (11:59 pm) on Thursdays.





→ TAKE NOTES ON **ALL** READ | WATCH ITEMS ←
These are due when we return from conferences




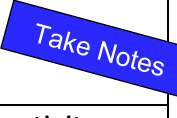
<p>Wednesday, March 27</p>	<p>READ WATCH</p> <ul style="list-style-type: none"> <input type="checkbox"/> APA Format Assignment <div style="text-align: right; border: 1px solid black; padding: 2px; display: inline-block; transform: rotate(-2deg); background-color: #4a7ebb; color: white;">Take Notes</div> <p>DUE on Blackboard</p> <ul style="list-style-type: none"> <input type="checkbox"/> APA Format Assignment in the Blackboard Format Assignments Folder 	<p>Conferences are coaching and mentioning time</p> <ul style="list-style-type: none"> ○ Where: My office, Room 1101 ○ What you need to do to prepare: <ul style="list-style-type: none"> ▪ Make sure you have turned in your essay and letter draft on time so that I can review it before we meet. <p>Your attendance at your conference time counts as attendance for the other days of class</p>
---------------------------------------	--	---


NO CLASSES Friday, March 29 and Monday, April 1

Literary Essay Conferences Continued

<p>Week 11</p> <div style="text-align: right; border: 1px solid black; padding: 2px; display: inline-block; transform: rotate(-2deg); background-color: #4a7ebb; color: white;">Take Notes</div> <p>Wednesday, April 3</p> <hr style="width: 100%;"/> <p>Friday, April 5</p>	<p style="text-align: center;">Remember to</p> <p style="text-align: center;">→ TAKE NOTES ON ALL READ WATCH ITEMS ←</p> <p>READ WATCH</p> <ul style="list-style-type: none"> <input type="checkbox"/> Thoughts from a Ninja: Overview of the Media Analysis Essay (Video) <input type="checkbox"/> Media Analysis Prewriting and Essay Assignment <input type="checkbox"/> *Crash Course Media Literacy Preview (Video)* <input type="checkbox"/> *Introduction to Media Literacy: Crash Course Media Literacy #1 (Video)* <input type="checkbox"/> *Media Literacy Concepts* <input type="checkbox"/> *The Five Key Questions and Core Concepts of Media Literacy* 	<p>Conferences are coaching and mentioning time</p> <ul style="list-style-type: none"> ○ Where: My office, Room 1101 ○ What you need to do to prepare: <ul style="list-style-type: none"> ▪ Make sure you have turned in your essay and letter draft on time so that I can review it before we meet. <p>Your attendance at your conference time counts as attendance for the other days of class</p>
---	---	---

Date	Homework: What's Due Today	What We'll Do in Class
Week 12 Monday, April 8	READ WATCH <input type="checkbox"/> * Deconstructing Media Messages * <input type="checkbox"/> * Language of Persuasion * <input type="checkbox"/> * Introduction to Media Literacy: Crash Course Media Literacy #1 (Video)* DUE in class <input type="checkbox"/> Class Notes from conference weeks.	<input type="checkbox"/> That cool video about ads and stuff <input type="checkbox"/> Media Analysis Prewriting and Essay Assignment <input type="checkbox"/> Intro to Media Analysis  Extra Credit Opportunity: See the last page of the NMLP Packet for instructions. Point value: 2 x 150 points in your Coursework average. <input type="checkbox"/> These when we do the workshop for this essay.
Wednesday, April 10	READ WATCH <input type="checkbox"/> * Text & Subtext * (Includes a sample text/subtext analysis) <input type="checkbox"/> * A Look at Mothers and Fathers in the Media * <input type="checkbox"/> * History of Media Literacy, Part 1: Crash Course Media Literacy #2 (Video)* <input type="checkbox"/> * History of Media Literacy, Part 2: Crash Course Media Literacy #3 (Video)*	<input type="checkbox"/> Glen Greenwald: " Why Privacy Matters " (Video) <input type="checkbox"/> Targeted Ads: The Dark Side of Divulging Your Data (Video) <input type="checkbox"/> Intro to Media Analysis 
April 12th is the Last Day to W		
Friday, April 12	READ WATCH <input type="checkbox"/> * How to Conduct a 'Close Analysis' of a Media 'Text' * <input type="checkbox"/> * Experts: Men Have Body Image Worries Too * <input type="checkbox"/> * Media & the Mind: Crash Course Media Literacy #4 (Video)* <input type="checkbox"/> * Media & Money: Crash Course Media Literacy #5 (Video)*	<input type="checkbox"/> Intro to Media Analysis <input type="checkbox"/> Sample: Beamers before Babies <input type="checkbox"/> Sample: Fat Food Fast <input type="checkbox"/> Sample: A Look Between the Lines 
Week 13 Monday, April 15	READ WATCH <input type="checkbox"/> Writer's Reference : Reading and Writing about Multimodal Texts, pp. 156-170 pdf pages <input type="checkbox"/> * Influence & Persuasion: Crash Course Media Literacy #6 (Video)* <input type="checkbox"/> * Online Advertising: Crash Course Media Literacy #7 (Video)* DUE <input type="checkbox"/> <i>Optional:</i> NMLP Packet Extra Credit	<input type="checkbox"/> Sample: Beamers before Babies <input type="checkbox"/> Sample: Fat Food Fast <input type="checkbox"/> Sample: A Look Between the Lines 


Date	Homework: What's Due Today	What We'll Do in Class
Wednesday, April 17	READ WATCH <input type="checkbox"/> * Media Ownership: Crash Course Media Literacy #8 (Video)* <input type="checkbox"/> * Media Policy & You: Crash Course Media Literacy #9 (Video)* DUE on Blackboard <input type="checkbox"/> Literary Analysis Cover Letter and Essay FINALS. If you are not making any changes and just taking the tentative grade from your draft, DO NOT upload anything . If you do, I will deduct 5 points from your tentative grade.	<input type="checkbox"/> Discussion and Practice 
Friday, April 19	READ WATCH <input type="checkbox"/> * The Dark(er) Side of Media: Crash Course Media Literacy #10 (Video)* <input type="checkbox"/> * Media Skills: Crash Course Media Literacy #11 (Video)*	<input type="checkbox"/> Media Analysis Prewriting and Essay Assignment <input type="checkbox"/> Prewriting 1 
Week 14 Monday, April 22	READ WATCH <input type="checkbox"/> * Idols of the Marketplace * <input type="checkbox"/> * Future Literacies: Crash Course Media Literacy #12 (Video)* <input type="checkbox"/> (Video)* DUE on Blackboard <input type="checkbox"/> Prewriting 1 in Media Analysis Essay section	<input type="checkbox"/> Sample: It's a Man, Man, Man World <input type="checkbox"/> Prewriting 2 
Wednesday, April 24	DUE on Blackboard <input type="checkbox"/> Prewriting 2 in Media Analysis Essay section	<input type="checkbox"/> Prewriting 3 in class
Friday, April 26	<input type="checkbox"/> Work on your essay	<input type="checkbox"/> Grading Rubric and Review 
Week 15 Monday, April 29	DUE <input type="checkbox"/> Bring copies of your essay and letter drafts to class	<input type="checkbox"/> Workshop: This is an in-class activity—to get credit you must be here with your draft.

Date	Homework: What's Due Today	What We'll Do in Class
Wednesday, May 1	<input type="checkbox"/> Bring any questions you have or parts of your essay you'd like to look through with a classmate or ask me technical questions about.	<input type="checkbox"/> Q&A Ethical Considerations/Teamwork Survey 
Friday, May 3	DUE <input type="checkbox"/> FINAL Media Analysis Cover Letter and Essay 3 due on Blackboard (Don't forget to upload the Grammarly report as well. Also attach Writing Center documentation if you went.)	<input type="checkbox"/> No meeting in the classroom. <input type="checkbox"/> Come by my office if you have any questions or need a snack

FINALS WEEK: Dec. 11-15

You'll only meet once with each of your classes this week. The time may vary from your usual class time. The official [Final Exam Schedule](#) is in this registration guide.

Pay attention in all of your classes for this information.

Week 16 Finals Week	<p style="text-align: center;">Our Final is Wednesday, May 8th from 9 -11</p> 	<input type="checkbox"/> Final Discussion in the classroom—this counts for points <p>Consider these things. You might want to make some notes on your thoughts about them:</p> <ol style="list-style-type: none"> 1. In terms of writing, what has helped you and what has been tricky or challenging this semester? Consider both things directly part of writing and practical habits or tricks. 2. What have you learned about professional communication through writing your letters and doing peer review/workshop? What do you feel you've gotten better at and what do you feel like you still need to work on. Look back at the rubric for this and give it some thought. 3. What questions do we need to ask and consider in terms of our data is collected and used and how the media use that data, psychology, and our basic nature to market and sell things and ideas to us?
--	--	--

NOTES LIST

January		March	
<input type="checkbox"/> 19 th	<input type="checkbox"/> 26 th	<input type="checkbox"/> 1 st	<input type="checkbox"/> 20 th
<input type="checkbox"/> 22 nd	<input type="checkbox"/> 29 th	<input type="checkbox"/> 4 th	<input type="checkbox"/> 22 nd
<input type="checkbox"/> 24 th	<input type="checkbox"/> 31 st	<input type="checkbox"/> 6 th	<input type="checkbox"/> 25 th
		<input type="checkbox"/> 8 th	<input type="checkbox"/> 27 th – April 5 th
		<input type="checkbox"/> 18 th	Literary Conference Notes

February		April	
<input type="checkbox"/> 2 nd – 7 th Format Conference Notes	<input type="checkbox"/> 19 th – 23 rd Emblem Conference Notes	<input type="checkbox"/> 8 th	<input type="checkbox"/> 17 th
<input type="checkbox"/> 9 th		<input type="checkbox"/> 10 th	<input type="checkbox"/> 19 th
<input type="checkbox"/> 14 th	<input type="checkbox"/> 26 th	<input type="checkbox"/> 12 th	<input type="checkbox"/> 22 nd
<input type="checkbox"/> 16 th	<input type="checkbox"/> 28 th	<input type="checkbox"/> 15 th	<input type="checkbox"/> 26 th
			<input type="checkbox"/> 29 th