



## English 1302: Composition II, CRN 10167

Fall 2023

- MWF • Mini-Messter II •
- ### Daily Schedule

#### Contact Information

Talk/Text: [via the Teams app](#)

Web: [www.kelli.ninja](http://www.kelli.ninja)

Email: [kwood@epcc.edu](mailto:kwood@epcc.edu)

- **Contact Hours:** M-Th, 1:30-5, Sun. 10-2. See [www.chatwith.kelli.ninja](http://www.chatwith.kelli.ninja)
- **In-Office hours:** M-Th, 1:30-3:00; Transmountain Campus, Room 1101
- **Quick questions:** just call or text during [reasonable hours](#)
- **Online Conferences:** [Schedule a conference](#)
- Join the [English w/ a Ninja Team](#) for news, announcements, and general discussion



**Find the digital schedule:** Go to **[www.kelli.ninja](http://www.kelli.ninja)** and click on **Schedules**, where you can download a digital copy of this daily schedule to access the links.



**Keep it current:** Make sure to refresh and check the schedule on a regular basis. You should look over homework and what we'll do in class for the week ahead at the beginning of the week, then check it at least one day before each class meeting to have time to complete lessons and homework.



**Streaming Link:** While this is not an online class, if you do need to work from home for a while, you will need to go to our Blackboard classroom and log in to access the Class Collaborate room. Simply join the Course Room session. Make sure to read the [attendance policy](#) and the note on this in the [Class Notes assignment](#) so that you are counted as present.

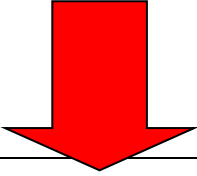


**YouTube Class Playlist:** *If you are absent during class time or want to review:* Find class recordings on the [course playlist](#).

If you have an appointment, or cannot attend during class time, you will be counted absent, but you can still watch the class lecture on YouTube and take notes for the day. Again, see the [Class Notes assignment](#) for instructions on turning them in.

Additionally, you can use these videos to go back and review information as needed.


[A link to a folder with notes that I take in class.](#)

Date	Homework	What We'll Do In Class
<b>WEEK 1</b>  <b>10/23</b> <b>M</b>	<b>Things listed below should be done on the date listed BEFORE you come to class unless otherwise noted.</b>  	<input type="checkbox"/> Meet the ninja <input type="checkbox"/> <a href="http://www.kelli.ninja">www.kelli.ninja</a> <input type="checkbox"/> <a href="#">Blackboard</a> <input type="checkbox"/> <a href="#">Class Notes Assignments</a> <input type="checkbox"/> <a href="#">Research Assignment: Topic Questions</a> <input type="checkbox"/> Sample Essay: <a href="#">The War Within</a> <input type="checkbox"/> <a href="#">Starting with a Question: Staying Curious (Video)</a>
<b>10/25</b> <b>W</b>	<b>READ WATCH</b> <input type="checkbox"/> <a href="#">Instructor Policies &amp; Syllabus</a> <input type="checkbox"/> <a href="#">Class Notes Assignment</a> <input type="checkbox"/> <a href="#">Research Assignment</a> , pp. 1-6 <input type="checkbox"/> <a href="#">How to Write a Research Question</a>  <b>DUE</b> <input type="checkbox"/> <a href="#">Contact Form</a> : Fill this out for a free 100! You will need to sign in to MyEPCC for this. If you've forgotten your login or password, <a href="#">click here</a> . <input type="checkbox"/> <a href="#">Syllabus Quiz</a> —this covers key things in the syllabus—use it as you complete the quiz.	<div style="border: 2px solid orange; padding: 5px; text-align: center;">Take Notes</div> <input type="checkbox"/> <a href="#">APA Format Assignment</a> <input type="checkbox"/> <a href="#">What Kind of Source is This?</a> <ul style="list-style-type: none"> <li>○ <a href="#">Video</a>—this is a class-length video, but important, so plan your time accordingly.</li> </ul>

I fixed these links! 👍

Yeah, it looks different—I fixed a few things 😊👍



Date	Homework	What We'll Do In Class
10/27 F	<b>READ WATCH</b> <ul style="list-style-type: none"> <li><input type="checkbox"/> <a href="#">APA Format Assignment</a></li> <li><input type="checkbox"/> <a href="#">Antioch University: Academic Tone in Formal Writing</a></li> <li><input type="checkbox"/> <a href="#">Writing down the Basics</a>, <ul style="list-style-type: none"> <li>Formal Writing-But I Didn't Make that Mistake, pp 59-70</li> <li>APA Documentation Style, pp 87-111</li> </ul> </li> <li><input type="checkbox"/> <a href="#">Writer's Reference</a>, Pose Questions worth Exploring, pp 657-659</li> <li><input type="checkbox"/> <a href="#">Review the Topic Questions requirements</a>: pp 4-6</li> <li><input type="checkbox"/> <a href="#">Getting and Using Grammarly in Our Class</a> (Video)</li> </ul> <b>DUE</b> <ul style="list-style-type: none"> <li><input type="checkbox"/> Topic Questions <b>in the Research Assignments section on <a href="#">Blackboard</a></b> (Make sure you read the readings on topic questions above)</li> <li><input type="checkbox"/> Sign up for <a href="#">Grammarly</a>: Make sure you're at <a href="http://www.grammarly.com/edu/signup">www.grammarly.com/edu/signup</a> or <a href="http://www.grammarly.com/enterprise/signup">www.grammarly.com/enterprise/signup</a> and <b>use your EPCC email address</b> <ul style="list-style-type: none"> <li>If you've previously signed up with a different email and it won't let you with your EPCC one, email me and I'll get you the info you need to contact Grammarly and get it adjusted.</li> </ul> </li> </ul>	<div style="border: 1px solid orange; padding: 5px; text-align: center;">Take Notes</div> <ul style="list-style-type: none"> <li><input type="checkbox"/> <a href="#">Doing Research using EPCC'S Library Search and Google Scholar</a> (Video) (<a href="#">Path</a>)</li> <li><input type="checkbox"/> Questions about <a href="#">APA Format Assignment</a>?</li> <li><input type="checkbox"/> <a href="#">Sign up for next week's conference here or here:</a></li> </ul> <div style="border: 1px solid black; border-radius: 15px; padding: 10px; text-align: center; margin: 10px 0;"> <p><a href="#">Conference Sign-Up</a></p>  </div> <div style="border: 2px solid purple; border-radius: 15px; padding: 10px; margin-top: 10px;"> <p>If you already have a premium/edu Grammarly account through the school, then you're good to go, but make sure and watch the video as I explain how we use it for our class.</p> <p>If you have sign-problems, <a href="#">contact our support people listed on this flyer</a>.</p> </div>



Monday and Wednesday of this week are for conferences. Come to my office (see below) during the time you signed up for. Then make sure you READ|WATCH and DUE what needs to be done. 😊

<p><b>WEEK 2</b></p> <p><b>10/30 Mon</b></p>	<p><b>NOTE: Take notes on all READ WATCH assignments for this week and turn the notes in next week to count as your class notes.</b></p> <p><b>READ WATCH: Topic Questions</b></p> <ul style="list-style-type: none"> <li><input type="checkbox"/> <a href="#">A VERY quick, "What's Going On?" video</a></li> <li><input type="checkbox"/> <a href="#">Using ChatGPT to Help with Research Sources</a> (and what it can do for you along with some discussion and questions about where the ethical lines are) (Video—@44 mins) This has info on using it to summarize and do many of the things required for the upcoming assignment, make sure to watch this before we get back in the classroom.</li> </ul> <p><b>READ WATCH: APA Format Assignment</b></p> <ul style="list-style-type: none"> <li><input type="checkbox"/> <a href="#">How to Write a Summary</a></li> <li><input type="checkbox"/> <a href="#">Writer's Reference</a>, "Read Like a Writer," – "Guidelines for Writing a Summary," pp 139-143</li> <li><input type="checkbox"/> APA Paper Format (<b>Choose one</b>) <ul style="list-style-type: none"> <li><input type="checkbox"/> <a href="#">APA Format: MS Word</a> (Video)</li> <li><input type="checkbox"/> <a href="#">APA Format: MS Word 365</a> (Video)</li> <li><input type="checkbox"/> <a href="#">APA Format: Google Docs</a> (Video)</li> <li><input type="checkbox"/> <a href="#">APA Format: Apple Pages</a> (Video)</li> </ul> </li> </ul> <p><b>DUE on <a href="#">Blackboard</a></b></p> <ul style="list-style-type: none"> <li><input type="checkbox"/> APA Format Assignment in the <b>Format Assignments section</b> <ul style="list-style-type: none"> <li><input type="checkbox"/> <a href="#">Getting your Grammarly Report</a> (Video—just in case you need a short review)</li> </ul> </li> </ul>	<ul style="list-style-type: none"> <li><input type="checkbox"/> <b>Conferences in my office, Room 1101.</b> (in the hallway by the Writing Center--take the first left, then the first right. I'm the first door on the right after that.)</li> <li><input type="checkbox"/> <b>Do not come to the classroom Monday and Wednesday</b> <ul style="list-style-type: none"> <li><input type="checkbox"/> Only come to the conference time you signed up for.</li> <li><input type="checkbox"/> Double check your conference time <a href="#">here</a>.</li> </ul> </li> <li><input type="checkbox"/> Make sure you've turned in your Topic Questions and Format assignments <b>at least 48 hours (2 days) before your conference.</b></li> <li><input type="checkbox"/> We'll discuss your Topic and the APA format assignment.</li> <li><input type="checkbox"/> <b>Next Monday</b> you need to bring in at least 2 sources for your research. <ul style="list-style-type: none"> <li><input type="checkbox"/> You can bring them in print or digitally.</li> <li><input type="checkbox"/> Things will be easier if you've at least skimmed them and made some notes on the main points and key info that you might use from them.</li> </ul> </li> </ul>
<p><b>11/1 Wed</b></p>	<p><b>NOTE: Take notes on all READ WATCH assignments for this week and turn the notes in next week to count as your class notes.</b></p> <p><b>READ WATCH</b></p> <ul style="list-style-type: none"> <li><input type="checkbox"/> <a href="#">Reading (and Using) Scholarly Articles</a> (Video @25 mins. This is the one that shows you what to skip and what to read in long professional articles.)</li> </ul> <p><b>DUE</b></p> <ul style="list-style-type: none"> <li><input type="checkbox"/> <a href="#">Identify and Evaluate Sources Exercise</a> (Activity/Quiz) You can take this unlimited times before the due date/time, but it will take some time to do, so don't put it off until then.</li> </ul>	<div> <p><b>APA Format Assignment</b></p> <p><b>Extra/Optional: This <i>might</i> be helpful.</b></p> <p>Here's a video where I walk-through an APA Format Assignment. This is for the <b>1301</b> format assignment; <b>you need to read the article assigned for 1302 and only need to do the summary</b>, but I show how to put the writing together and cite sources.</p> <p><a href="#">Walkthrough: APA Formatting Assignment--Formal Writing and Integrating Sources</a></p> <p><b>Identify and Evaluate Sources Activity</b></p> <p>It might also help to review "<a href="#">What Kind of Source is This</a>" (video). Use the links in the description go straight to the section you need to know about.</p> </div>

DATE	HOMEWORK/WHAT'S DUE	WHAT WE'LL DO IN CLASS
11/3 F	<b>READ WATCH</b> <ul style="list-style-type: none"> <li><input type="checkbox"/> <a href="#">Research Assignment</a>, Annotated Bibliography, pp. 7-11</li> <li><input type="checkbox"/> <a href="#">Writing down the Basics</a>, Finding Research – Reading a Formal Research Study," pp. 114-117</li> <li><input type="checkbox"/> <a href="#">Writer's Reference</a>: "Reading Arguments" – "Evaluating ethical, logical, and emotional appeals as a reader," pp. 172-182</li> </ul> <b>DUE</b> <ul style="list-style-type: none"> <li><input type="checkbox"/> Notes from <b>READ WATCH</b> assignments during conference week.</li> <li><input type="checkbox"/> Bring in at least 2 sources for your research (Things will be easier if you've at least skimmed them and made some notes on the main points and key info that you might use from them.)</li> </ul>	<div>Take Notes</div> <ul style="list-style-type: none"> <li><input type="checkbox"/> <a href="#">Research Assignment</a>, Annotated Bibliography: Let's re-write it for the age of AI. <ul style="list-style-type: none"> <li>○ <b>Skills to gain</b> <ul style="list-style-type: none"> <li>• Formatting—paper and citation</li> <li>• Learning to integrate quotes</li> <li>• Using in-text citation</li> </ul> </li> <li>○ <b>Knowledge to gather</b> <ul style="list-style-type: none"> <li>• Citation</li> <li>• Credibility</li> <li>• Key points, quotes, facts, statistics</li> <li>• Where it might fit in your paper</li> </ul> </li> </ul> </li> <li><input type="checkbox"/> Summary, Citation, and Annotation work <ul style="list-style-type: none"> <li>○ You may want to bring in your laptop or tablet.</li> </ul> </li> </ul>
<b>WEEK 3</b> 11/6 M	<b>DUE</b> <ul style="list-style-type: none"> <li><input type="checkbox"/> Work on your ½ Annotated Bibliography</li> <li><input type="checkbox"/> Bring in at least 1 more source for your research (Things will be easier if you've at least skimmed it and made some notes on the main points and key info that you might use from it.)</li> </ul>	<ul style="list-style-type: none"> <li><input type="checkbox"/> Summary, Citation, and Annotation work <ul style="list-style-type: none"> <li>○ You may want to bring in your laptop or tablet.</li> </ul> </li> </ul>
11/8 W	<ul style="list-style-type: none"> <li><input type="checkbox"/> <b>DUE</b> ½ Annotated Bibliography on <a href="#">Blackboard</a> (3 sources cited each with an annotation. <a href="#">See the assignment</a> to make sure you've got the required info in the annotations.)</li> </ul>	<ul style="list-style-type: none"> <li><input type="checkbox"/> Summary, Citation, and Annotation work <ul style="list-style-type: none"> <li>○ You may want to bring in your laptop or tablet.</li> </ul> </li> </ul>
<b>No Class on 11/10—Thank a service member or veteran!</b>		
<b>WEEK 4</b> 11/13 M	<ul style="list-style-type: none"> <li><input type="checkbox"/> Work on your Final Annotated Bibliography</li> </ul>	<ul style="list-style-type: none"> <li><input type="checkbox"/> Summary, Citation, and Annotation work <ul style="list-style-type: none"> <li>○ You may want to bring in your laptop or tablet.</li> </ul> </li> </ul>
11/15 W	<b>READ WATCH</b> <ul style="list-style-type: none"> <li><input type="checkbox"/> <a href="#">What is an Academic Paper</a></li> </ul> <b>DUE</b> <ul style="list-style-type: none"> <li><input type="checkbox"/> Final Annotated Bibliography due on <a href="#">Blackboard</a></li> </ul>	<div>Take Notes</div> <ul style="list-style-type: none"> <li><input type="checkbox"/> Sample Essay: <ul style="list-style-type: none"> <li>○ <a href="#">Fast Fashion: Trend Today, Trash Tomorrow</a></li> </ul> </li> <li><input type="checkbox"/> From Annotated Bibliography to Draft <ul style="list-style-type: none"> <li>○ In-class drafting</li> </ul> </li> </ul>

DATE	HOMEWORK/WHAT'S DUE	WHAT WE'LL DO IN CLASS
Friday, the 17th: Last day to Withdraw		
11/17 F	<p><b>READ WATCH</b></p> <ul style="list-style-type: none"> <li><input type="checkbox"/> <a href="#">Failures in Evidence: When Even “Lots of Quotes” Can’t Save a Paper</a></li> <li><input type="checkbox"/> <a href="#">Writing down the Basics</a>, Drafting: The Down-and-Dirty Method - From Outline to Essay, pp. 117-121</li> <li><input type="checkbox"/> <a href="#">Writing down the Basics</a>, APA Papers – Synthesize Sources, pp 822-846</li> </ul> <p><b>DUE</b></p> <ul style="list-style-type: none"> <li><input type="checkbox"/> Research Exam on <a href="#">Blackboard</a></li> <li><input type="checkbox"/> PRINT Draft of Research Essay, bring a print copy This is an in/during-class assignment. Do not email me your work after the fact. If you miss workshop, you miss workshop.</li> </ul>	<ul style="list-style-type: none"> <li><input type="checkbox"/> Workshop: This is an in-class activity—to get credit you must be here with your draft. <ul style="list-style-type: none"> <li>○ If you must stream, make sure you have a copy of your work you can share via email or Blackboard.</li> </ul> </li> </ul>
WEEK 5 11/20 M	<p><b>READ WATCH</b></p> <ul style="list-style-type: none"> <li><input type="checkbox"/> <a href="#">Film Exam Vocabulary and Essay Assignment</a> (PDF)</li> <li><input type="checkbox"/> <a href="#">Writing down the Basics</a>, MLA Format and Documentation, pp. 71-86</li> <li><input type="checkbox"/> Formatting MLA Papers (<b>Choose one</b>): <ul style="list-style-type: none"> <li>○ <a href="#">MLA Format: MS Word</a> (Video)</li> <li>○ <a href="#">MLA Format: Google Docs</a> (Video)</li> <li>○ <a href="#">MLA Format: Open Office</a> (Video)</li> <li>○ <a href="#">MLA Format: Apple Pages</a> (Video)</li> <li>○ <a href="#">MLA Format: Word for Apple</a> (Video)</li> </ul> </li> </ul> <p><b>DUE</b></p> <ul style="list-style-type: none"> <li><input type="checkbox"/> Turn in your Research Essay DRAFT on <a href="#">Blackboard</a> in the Research Assignments section</li> </ul>	<div style="border: 2px solid orange; padding: 5px; text-align: center; margin-bottom: 10px;">Take Notes</div> <ul style="list-style-type: none"> <li><input type="checkbox"/> Introduction to <a href="#">Yale Film Analysis Guide</a></li> <li><input type="checkbox"/> Introduction to Film—Genre</li> <li><input type="checkbox"/> <a href="#">Our Time is Up</a> (Video)</li> <li><input type="checkbox"/> Let’s fix citation in this Sample Essay: <a href="#">Life Does not Wait on Time</a></li> <li><input type="checkbox"/> MLA Citation and Format Questions</li> <li><input type="checkbox"/> <a href="#">The Fridge</a> (Video)</li> <li><input type="checkbox"/> <a href="#">Cinematography and The Fridge</a></li> </ul>





DATE	HOMEWORK/WHAT'S DUE	WHAT WE'LL DO IN CLASS
11/22 W	<p align="center"><b>**No in-person class**</b></p> <div> <p align="center">Take Notes</p> <p align="center"><b>The notes are due on Monday.</b></p> </div> <p><b>READ</b></p> <ul style="list-style-type: none"> <li><input type="checkbox"/> <a href="#">Writing down the Basics</a>, Writing about Film, pp 132-135 (PDF)</li> <li><input type="checkbox"/> <a href="#">Yale Film Analysis Guide</a>: Basic Terms, <i>Mise-en-Scene</i></li> </ul> <p><b>WATCH</b></p> <ul style="list-style-type: none"> <li><input type="checkbox"/> <a href="#">A Good Shot</a> (Video—with this, take notes on what you notice that we've studied about film so far. Do that the second time you watch it. Same with the film below, "My Name is Lisa") <ul style="list-style-type: none"> <li><input type="checkbox"/> <a href="#">Things to notice in A Good Shot</a> (Video)</li> <li><input type="checkbox"/> *Sample Essay: <a href="#">Video Walkthrough: Calm to Frantic</a> (Video Take notes on how to do this kind of writing and what to work on or avoid. Same with the sample below, "Who are You?")</li> </ul> </li> <li><input type="checkbox"/> <a href="#">My Name is Lisa</a> (Video) <ul style="list-style-type: none"> <li><input type="checkbox"/> <a href="#">Things to notice in My Name is Lisa</a> (Video)</li> <li><input type="checkbox"/> *Sample Essay: <a href="#">Video Walkthrough: Who Are You?</a> (Video)</li> </ul> </li> </ul>	
	<p><b>WEEK 6</b></p> <p>11/27 M</p> <p><b>READ WATCH:</b></p> <ul style="list-style-type: none"> <li><input type="checkbox"/> <a href="#">Yale Film Analysis Guide</a>: Cinematography &amp; Editing</li> </ul>	<div> <p align="center">Take Notes</p> </div> <ul style="list-style-type: none"> <li><input type="checkbox"/> Film: <a href="#">Lovefield</a> <ul style="list-style-type: none"> <li><input type="checkbox"/> Essay: <a href="#">Mise-en-Scene as Theme in Lovefield</a></li> <li><input type="checkbox"/> Essay: <a href="#">The Bigger Picture in Lovefield (Video Walkthrough)</a></li> </ul> </li> <li><input type="checkbox"/> Film: <a href="#">Pretty Dead Girl</a> (This is a link to a playlist. The film is in 2 parts—make sure to watch both) <ul style="list-style-type: none"> <li><input type="checkbox"/> Commentary: <a href="#">Things to notice in Pretty Dead Girl (Video)</a></li> </ul> </li> <li><input type="checkbox"/> Essay: <a href="#">Sound Changes Everything</a></li> </ul>
11/29 W	<p><b>READ WATCH:</b></p> <ul style="list-style-type: none"> <li><input type="checkbox"/> <a href="#">Writing about Film</a> (PDF)</li> <li><input type="checkbox"/> <a href="#">Yale Film Analysis Guide</a>: Sound</li> </ul>	<div> <p align="center">Take Notes</p> </div> <ul style="list-style-type: none"> <li><input type="checkbox"/> Film: <a href="#">Delusions of Modern Primitiveism</a> <ul style="list-style-type: none"> <li><input type="checkbox"/> Commentary: <a href="#">Things to notice in Delusions of Modern Primitiveism (Video)</a></li> </ul> </li> <li><input type="checkbox"/> Essay: <a href="#">Peeling Back the Layers</a></li> </ul>
12/1 F	<p><b>DUE</b></p> <ul style="list-style-type: none"> <li><input type="checkbox"/> <a href="#">Film Exam</a></li> <li><input type="checkbox"/> Use the <a href="#">Yale Film Analysis Guide</a> as you take the <a href="#">Blackboard: Film Exam</a></li> </ul>	<div> <p align="center">Take Notes: Turn these in with your essay.</p> </div> <ul style="list-style-type: none"> <li><input type="checkbox"/> <a href="#">Wrecked</a> (This links to a copy to download)</li> <li><input type="checkbox"/> <a href="#">Wrecked</a> (This links to the streaming version on OneDrive)</li> <li><input type="checkbox"/> Discussion and Essay Planning</li> </ul>

DATE	HOMEWORK/WHAT'S DUE	WHAT WE'LL DO IN CLASS
<b>WEEK 7</b>		
<b>12/4 M</b>	<b>DUE</b> <input type="checkbox"/> <a href="#">Film Essay Homework</a> (This is the handout you received in class. If you were present, you already have this.)	<input type="checkbox"/> In-Class Essay
<b>12/6 W</b>	<b>READ WATCH</b> <input type="checkbox"/> <a href="#">Fiction Exam and In-Class Essay</a> <input type="checkbox"/> <a href="#">Literature (Fiction)</a> <input type="checkbox"/> <a href="#">The Necklace</a> <input type="checkbox"/> <a href="#">Writing down the Basics</a> , Literary Essays – The Formal Elements of Fiction, read pp 122-124, and skim 125-131	<div>Take Notes</div> <input type="checkbox"/> <a href="#">Developing a Literary Argument: "The Necklace" (PDF)</a> <input type="checkbox"/> Sample Essay: <a href="#">(Un)Making Mathilde: Description as Character in Guy de Maupassant's "The Necklace"</a>
<b>12/8 F</b>	<b>READ WATCH</b> <input type="checkbox"/> <a href="#">A &amp; P</a> <input type="checkbox"/> <a href="#">The Tell-Tale Heart</a> <input type="checkbox"/> <a href="#">"Quotation!" How to Integrate Quotes from a Work of Fiction</a> <p>Please make sure to look at next week. We have all sorts of revisions due and things like that; get started on it this weekend!</p>	<div>Take Notes</div> <input type="checkbox"/> <a href="#">In-Class Practice</a> <input type="checkbox"/> Sample Essay: <a href="#">Why Sammy Really Quits</a> <input type="checkbox"/> Sample Essay: <a href="#">"The Tell-Tale Heart": A Nineteenth Century Emotional Roller Coaster (PDF)</a>

### FINALS WEEK: May 7-13

As a mini-mester II class, we meet each day this week. Let me know if you have conflicts with any of your other classes—you shouldn't, but it can happen. Here is a copy of the official [Final Exam Schedule](#).

<b>WEEK 8</b>		
<b>12/11 M</b>	<b>READ WATCH</b> <input type="checkbox"/> <a href="#">The Paper Menagerie</a> <input type="checkbox"/> <a href="#">Questions to Consider for "The Paper Menagerie"</a> <input type="checkbox"/> <a href="#">Writer's Reference: Writing about Literature</a> <ul style="list-style-type: none"> <li>Support your interpretation with evidence from the work; avoid simple plot summary, pdf pages. 14-17, and 20-23</li> </ul> <b>Due</b> <input type="checkbox"/> Choose one of the questions from the Questions to Consider and use the form on page 2 (you can do this on notebook paper using that as a guide if you want) to jot out ideas of what you'd do if you were answering that question in an essay. –Just complete it thoughtfully and it will be a 100. You'll turn it in with your notes	<div>Take Notes</div> <input type="checkbox"/> In-Class Discussion <input type="checkbox"/> Story and homework Handout for final essay  <a href="#">Ethical Considerations Survey</a> <p>Take this survey thinking about these ethical considerations and I'll throw in another free 100 to your general coursework for the fiction section.</p> 

DATE	HOMEWORK/WHAT'S DUE	WHAT WE'LL DO IN CLASS
12/13 W	<p><b>DUE</b></p> <ul style="list-style-type: none"> <li><input type="checkbox"/> <a href="#">Fiction Homework</a> due in class. (This is the handout you received in class or you got from my office door. If you were present, you already have this.) <ul style="list-style-type: none"> <li>○ Bring your copy of the story.</li> </ul> </li> <li><input type="checkbox"/> <a href="#">Fiction Exam due on Blackboard</a></li> <li><input type="checkbox"/> <b>Last day to turn in Revisions by midnight-ish</b> <ul style="list-style-type: none"> <li>○ Due on <a href="#">Blackboard</a> in the Research Assignments folder <ul style="list-style-type: none"> <li>• <b>Research paper:</b> Turn it in to the FINAL Research Essay link</li> <li>• <b>Film Essay.</b> Turn in to the Film Essay Assignment. Make sure to upload a copy of your original essay and grade sheet—pictures are fine. If you want to scan it into one document, they do have scanners you can use in the computer lab. Also, people there to help you with that.</li> </ul> </li> </ul> </li> </ul>	<ul style="list-style-type: none"> <li><input type="checkbox"/> <b>Final In-Class Essay on fiction</b></li> </ul>
12/15 F		<ul style="list-style-type: none"> <li><input type="checkbox"/> Come by my office for any final questions or discussion you have</li> </ul>

### Class Notes Dates

#### Week 1

- ☐ Wed. 10/25
- ☐ Fri. 10/27

#### Week 2

- ☐ Mon. 10/30—Conferences, no class. Take notes on READ|WATCH. (You don't need to take notes on the APA Format videos/instructions. Just make sure you know what the updated APA format looks like and can do it.)
- ☐ Wed. 11/1—Conferences—same as above.
- ☐ Fri. 11/3

Week 3: We'll work in a computer classroom—no notes

#### Week 4

- ☐ Wed. 11/15
- ☐ Friday—workshop, no notes

#### Week 5

- ☐ Mon. 11/20
- ☐ Wed. No class, but take notes on all READ|WATCH items

#### Week 6

- ☐ Mon. 11/27
- ☐ Wed. 11/29
- ☐ Fri. 12/1—turn these in with the essay on 12/4

#### Week 7

- ☐ 12/6
- ☐ 12/8

#### Week 8

- ☐ 12/11