



**English 1302: Composition II, CRN 21310**  
**Spring 2024**  
**• TTh •**  
**Daily Schedule**

**Contact Information**

Talk/Text: [505-437-1948](tel:505-437-1948)

Web: [www.kelli.ninja](http://www.kelli.ninja)

Email: [kwood@epcc.edu](mailto:kwood@epcc.edu)

- **Contact Hours:** M-Th, 1:30-5, Sun. 10-2. See [www.chatwith.kelli.ninja](http://www.chatwith.kelli.ninja)
- **In-Office hours:** MW 11:30-1:30, T/Th 1:30-4:00, F 11:30-12:30  
Transmountain Campus, Room 1101
- **Quick questions:** just call or text during [reasonable hours](#)
- **Online Conferences:** [Schedule a conference](#)
- **Join the [English w/ a Ninja Team](#) and visit [The SharePoint site](#)** for news, announcements, and general discussion

[English 1302 Instructor Policies & Syllabus](#)



**Find the digital schedule:** Go to [www.kelli.ninja](http://www.kelli.ninja) and click on **Schedules**, where you can download a digital copy of this daily schedule to access the links.





**Keep it current:** Make sure to refresh and check the schedule on a regular basis. You should look over homework and what we'll do in class for the week ahead at the beginning of the week, then check it at least one day before each class meeting to have time to complete lessons and homework.



**YouTube Class Playlist:** *If you are absent during class time or want to review, find class recordings on the [1302 TTh @ 5:30 YouTube playlist](#)*

If you have an appointment or other obligation, or cannot attend during class time, you will be counted absent, but you can still watch the class lecture on YouTube and take notes for the day. Again, see the [Class Notes assignment](#) for instructions on turning them in.


Additionally, you can use these videos to go back and review information as needed.

Date	Homework	What We'll Do In Class
<b>WEEK 1</b>  1/16 T	<p>Things listed below should be done on the date listed BEFORE you come to class unless otherwise noted.</p> 	<input type="checkbox"/> Meet the ninja <input type="checkbox"/> <a href="http://www.kelli.ninja">www.kelli.ninja</a> <input type="checkbox"/> <a href="#">Blackboard</a> <input type="checkbox"/> <a href="#">Class Notes Assignments</a> <input type="checkbox"/> Sample Essay: <a href="#">The War Within</a>
1/18 Th	<p><b>READ WATCH</b></p> <ul style="list-style-type: none"> <li><input type="checkbox"/> <a href="#">Instructor Policies</a></li> <li><input type="checkbox"/> <a href="#">Class Notes Assignment</a></li> <li><input type="checkbox"/> <a href="#">Research Assignment</a>, pp. 1-6</li> <li><input type="checkbox"/> <a href="#">How to Write a Research Question</a></li> </ul> <p><b>DUE on Blackboard in the Week 1 section</b></p> <ul style="list-style-type: none"> <li><input type="checkbox"/> Contact Form: Fill this out for a free 100!</li> <li><input type="checkbox"/> Syllabus Quiz—this covers key things in the syllabus—use it as you complete the quiz.</li> </ul>	<div style="border: 1px solid orange; padding: 2px; text-align: center;">Take Notes</div> <ul style="list-style-type: none"> <li><input type="checkbox"/> <a href="#">Research Assignment: Topic Questions</a></li> <li><input type="checkbox"/> <a href="#">Research Topic Question: Starting with a Curious Mind</a></li> <li><input type="checkbox"/> <a href="#">APA Format Assignment</a></li> <li><input type="checkbox"/> <a href="#">What Kind of Source is This?</a> <ul style="list-style-type: none"> <li>o <a href="#">Video</a>—this is a class-length video, but important, so plan your time accordingly.</li> </ul> </li> </ul>
<b>WEEK 2</b>  1/23 T	<p><b>READ WATCH</b></p> <ul style="list-style-type: none"> <li><input type="checkbox"/> <a href="#">Antioch University: Academic Tone in Formal Writing</a></li> <li><input type="checkbox"/> <a href="#">Writing down the Basics</a>,             <ul style="list-style-type: none"> <li>o Formal Writing-But I Didn't Make that Mistake, pp 59-70</li> <li>o APA Documentation Style, pp 87-111</li> </ul> </li> <li><input type="checkbox"/> <a href="#">Writer's Reference</a>, Pose Questions worth Exploring, pp 657-659</li> <li><input type="checkbox"/> <a href="#">Review the Topic Questions requirements</a>: pp 4-6</li> </ul> <p><b>DUE</b></p> <ul style="list-style-type: none"> <li><input type="checkbox"/> Topic Questions in the <b>Research Assignments section on Blackboard</b> (Make sure you read the readings on topic questions above)</li> <li><input type="checkbox"/> Sign up for <a href="#">Grammarly</a>: Make sure you're at <a href="http://www.grammarly.com/enterprise/signup">www.grammarly.com/enterprise/signup</a> and <b>use your EPCC email address</b> <ul style="list-style-type: none"> <li>o If you've previously signed up with a different email and it won't let you with your EPCC one, <a href="#">contact our support people listed on this flyer</a>.</li> </ul> </li> </ul>	<div style="border: 1px solid orange; padding: 2px; text-align: center;">Take Notes</div> <ul style="list-style-type: none"> <li><input type="checkbox"/> <a href="#">APA Format Assignment</a></li> <li><input type="checkbox"/> <a href="#">Doing Research using EPCC'S Library Search and Google Scholar</a> (Video) (<a href="#">Path</a>)</li> <li><input type="checkbox"/> <a href="#">Sign up for next week's conference here or here:</a></li> </ul> <div style="border: 1px solid black; border-radius: 15px; padding: 10px; text-align: center;"> <p><a href="#">Conference Sign-Up</a></p>  </div>

If you already have a premium/edu Grammarly account through the school, then you're good to go, but make sure and watch the video as I explain how we use it for our class.


Date	Homework	What We'll Do In Class
1/25 Th	<p style="background-color: #ff9900; color: white; padding: 5px; text-align: center;"><b>NOTE: Take notes on all READ WATCH assignments for today and turn the notes in next time we meet.</b></p> <p><b>READ WATCH: APA Format Assignment</b></p> <ul style="list-style-type: none"> <li><input type="checkbox"/> <a href="#">APA Format Assignment</a></li> <li><input type="checkbox"/> <a href="#">How to Write a Summary</a></li> <li><input type="checkbox"/> <a href="#">Writer's Reference</a>, "Read Like a Writer," – "Guidelines for Writing a Summary," pp 139-143</li> <li><input type="checkbox"/> APA Paper Format (<b>Choose one</b>) <ul style="list-style-type: none"> <li><input type="radio"/> <a href="#">APA Format: MS Word</a> (Video)</li> <li><input type="radio"/> <a href="#">APA Format: MS Word 365</a> (Video)</li> <li><input type="radio"/> <a href="#">APA Format: Google Docs</a> (Video)</li> <li><input type="radio"/> <a href="#">APA Format: Apple Pages</a> (Video)</li> </ul> </li> </ul> <p><b>DUE on Blackboard</b></p> <ul style="list-style-type: none"> <li><input type="checkbox"/> APA Format Assignment in the Format Assignments section <ul style="list-style-type: none"> <li><input type="radio"/> <a href="#">Getting your Grammarly Report</a> (Video—just in case you need a short review)</li> </ul> </li> </ul>	<ul style="list-style-type: none"> <li><input type="checkbox"/> <b>Conferences in my office, Room 1101.</b> (in the hallway by the Writing Center--take the first left, then the first right. I'm the first door on the right after that.)</li> <li><input type="checkbox"/> <b>Do not come to the classroom Thursday and Tuesday</b> <ul style="list-style-type: none"> <li><input type="radio"/> Only come to the conference time you signed up for.</li> <li><input type="radio"/> Double check your conference time <a href="#">here</a>.</li> </ul> </li> <li><input type="checkbox"/> We'll discuss your Topic and the APA format assignment.</li> <li><input type="checkbox"/> <b>Next time we meet</b> you need to bring in at least 2 sources for your research. <ul style="list-style-type: none"> <li><input type="radio"/> You can bring them in print or digitally.</li> <li><input type="radio"/> Things will be easier if you've at least skimmed them and made some notes on the main points and key info that you might use from them.</li> </ul> </li> </ul>
WEEK 3  1/30 T	<p style="background-color: #ff9900; color: white; padding: 5px; text-align: center;"><b>NOTE: Take notes on all READ WATCH assignments for today and and turn the notes in next time we meet.</b></p> <p><b>READ WATCH</b></p> <ul style="list-style-type: none"> <li><input type="checkbox"/> <a href="#">Reading (and Using) Scholarly Articles</a> (Video @25 mins. This is the one that shows you what to skip and what to read in long professional articles.)</li> </ul> <p><b>DUE</b></p> <ul style="list-style-type: none"> <li><input type="checkbox"/> <a href="#">Identify and Evaluate Sources Exercise</a> (Activity/Quiz) You can take this unlimited times before the due date/time, but it will take some time to do, so don't put it off until then.</li> </ul>	<div style="border: 2px solid purple; border-radius: 25px; padding: 15px;"> <p style="text-align: center;"><b>APA Format Assignment</b> <b>Extra/Optional: This <i>might</i> be helpful.</b></p> <p>Here's a video where I walk-through an APA Format Assignment. This is for the <b>1301</b> format assignment; <b>you need to read the article assigned for 1302 and only need to do the summary</b>, but I show how to put the writing together and cite sources.</p> <p style="text-align: center;"><a href="#">Walkthrough: APA Formatting Assignment-- Formal Writing and Integrating Sources</a></p> <p><b>Identify and Evaluate Sources Activity</b></p> <p>It might also help to review "<a href="#">What Kind of Source is This</a>" (video). Use the links in the description go straight to the section you need to know about.</p> </div>

DATE	HOMEWORK/WHAT'S DUE	WHAT WE'LL DO IN CLASS
<p>2/1 Th</p>	<p><b>READ WATCH</b></p> <ul style="list-style-type: none"> <li><input type="checkbox"/> <a href="#">Research Assignment</a>, Annotated Bibliography, pp. 7-11</li> <li><input type="checkbox"/> <a href="#">Writing down the Basics</a>, Finding Research – Reading a Formal Research Study," pp. 114-117</li> <li><input type="checkbox"/> <a href="#">Writer's Reference</a>: "Reading Arguments" – "Evaluating ethical, logical, and emotional appeals as a reader," pp. 172-182</li> </ul> <p><b>DUE</b></p> <ul style="list-style-type: none"> <li><input type="checkbox"/> Notes from <b>READ WATCH</b> assignments during conference days.</li> <li><input type="checkbox"/> Bring in at least 2 sources for your research (Things will be easier if you've at least skimmed them and made some notes on the main points and key info that you might use from them.)</li> </ul>	<div style="border: 1px solid orange; padding: 2px; text-align: center; margin-bottom: 10px;">Take Notes</div> <ul style="list-style-type: none"> <li><input type="checkbox"/> <a href="#">Research Assignment</a>, Annotated Bibliography: Let's re-write it for the age of AI. <ul style="list-style-type: none"> <li>○ <b>Skills to gain</b> <ul style="list-style-type: none"> <li>● Formatting—paper and citation</li> <li>● Learning to integrate quotes</li> <li>● Using in-text citation</li> </ul> </li> <li>○ <b>Knowledge to gather</b> <ul style="list-style-type: none"> <li>● Citation</li> <li>● Credibility</li> <li>● Key points, quotes, facts, statistics</li> <li>● Where it might fit in your paper</li> </ul> </li> </ul> </li> <li><input type="checkbox"/> Summary, Citation, and Annotation work <ul style="list-style-type: none"> <li>○ You may want to bring in your laptop or tablet.</li> </ul> </li> </ul>
<p><b>WEEK 4</b></p> <p>2/6 T</p>	<p><b>READ WATCH</b></p> <ul style="list-style-type: none"> <li><input type="checkbox"/> ***<a href="#">Review the sample for the NEW Annotated Bibliography</a> (easier and more user friendly!) 😊 <ul style="list-style-type: none"> <li>○ I put an overview of the updated instructions in the <a href="#">Research Assignment booklet</a>. See page 7. ***</li> </ul> </li> <li><input type="checkbox"/> Make sure you have at least 3 sources so far. (Of course, if you're stuck, we'll work on that too.)</li> </ul> <p><b>In-Class</b></p> <ul style="list-style-type: none"> <li><input type="checkbox"/> Work on your ½ Annotated Bibliography</li> <li><input type="checkbox"/> Come to class with your laptop/tablet and some work started on this assignment. We'll work on it and get things done and checked to make sure they're all correct.</li> </ul>	<ul style="list-style-type: none"> <li><input type="checkbox"/> Summary, Citation, and Annotation work <ul style="list-style-type: none"> <li>○ You may want to bring in your laptop or tablet.</li> </ul> </li> </ul>
<p>2/8 Th</p>	<ul style="list-style-type: none"> <li><input type="checkbox"/> <b>DUE</b> ½ Annotated Bibliography on <a href="#">Blackboard</a> (3 sources cited each with an annotation. <a href="#">See the assignment</a> to make sure you've got the required info in the annotations.)</li> </ul>	<ul style="list-style-type: none"> <li><input type="checkbox"/> Summary, Citation, and Annotation work <ul style="list-style-type: none"> <li>○ You may want to bring in your laptop or tablet.</li> </ul> </li> </ul>
<p><b>WEEK 5</b></p> <p>2/13 T</p>	<ul style="list-style-type: none"> <li><input type="checkbox"/> Work on your Final Annotated Bibliography</li> </ul>	<ul style="list-style-type: none"> <li><input type="checkbox"/> Summary, Citation, and Annotation work <ul style="list-style-type: none"> <li>○ You may want to bring in your laptop or tablet.</li> </ul> </li> </ul>

<p>2/ 15 Th</p>	<p><b>READ WATCH</b></p> <ul style="list-style-type: none"> <li><input type="checkbox"/> <a href="#">What is an Academic Paper</a></li> </ul> <p><b>DUE</b></p> <ul style="list-style-type: none"> <li><input type="checkbox"/> Final Annotated Bibliography due on <a href="#">Blackboard</a></li> </ul>	<div style="border: 1px solid orange; padding: 2px; text-align: center; width: fit-content; margin: 0 auto;">Take Notes</div> <ul style="list-style-type: none"> <li><input type="checkbox"/> Sample Essay: <ul style="list-style-type: none"> <li>○ <a href="#">Fast Fashion: Trend Today, Trash Tomorrow</a></li> </ul> </li> <li><input type="checkbox"/> From Annotated Bibliography to Draft <ul style="list-style-type: none"> <li>○ In-class drafting</li> </ul> </li> </ul>
DATE	HOMEWORK/WHAT'S DUE	WHAT WE'LL DO IN CLASS
<p><b>WEEK 6</b></p> <p>2/20 T</p>	<p><b>READ WATCH</b></p> <ul style="list-style-type: none"> <li><input type="checkbox"/> <a href="#">Failures in Evidence: When Even “Lots of Quotes” Can’t Save a Paper</a></li> <li><input type="checkbox"/> <a href="#">Writing down the Basics</a>, Drafting: The Down-and-Dirty Method - From Outline to Essay, pp. 117-121</li> <li><input type="checkbox"/> <a href="#">Writing down the Basics</a>, APA Papers – Synthesize Sources, pp 822-846</li> </ul> <p><b>DUE</b></p> <ul style="list-style-type: none"> <li><input type="checkbox"/> Research Exam on <a href="#">Blackboard</a></li> <li><input type="checkbox"/> DRAFT of Research Essay. This is an in/during-class assignment. Do not email me your work after the fact. If you miss workshop, you miss workshop.</li> </ul>	<ul style="list-style-type: none"> <li><input type="checkbox"/> Workshop: This is an in-class activity—to get credit you must be here with your draft.</li> </ul> <div style="border: 2px solid orange; padding: 10px; text-align: center; margin: 10px 0;"> <p><a href="#">Sign up for conference here.</a></p>  </div>
<p>2/22 Th</p>	<p><b>DUE</b></p> <p>Turn in your Research Essay DRAFT on <a href="#">Blackboard</a> in the Research Assignments section</p> <p>You can work on final details in class and upload there.</p> <p>Sign up for conference</p>	






DATE	HOMEWORK/WHAT'S DUE	WHAT WE'LL DO IN CLASS
<p><b>WEEK 7</b></p> <p>2/27 T</p> <p>2/29 Th</p> <p>Happy Leap Day</p>	<p align="center"><b>Conferences in my office, Room 1101.</b></p> <ul style="list-style-type: none"> <li><input type="checkbox"/> <b>Do not come to the classroom Thursday and Tuesday</b> <ul style="list-style-type: none"> <li>○ Only come to the conference time you signed up for.</li> </ul> </li> <li><input type="checkbox"/> We'll discuss your Research Assignments</li> </ul> <p><b>READ WATCH</b></p> <ul style="list-style-type: none"> <li><input type="checkbox"/> <a href="#">Writing down the Basics</a>, MLA Format and Documentation, pp. 71-86</li> <li><input type="checkbox"/> <a href="#">MLA Format Assignment</a></li> <li><input type="checkbox"/> Formatting MLA Papers (<b>Choose one</b>): <ul style="list-style-type: none"> <li>○ <a href="#">MLA Format: MS Word</a> (Video)</li> <li>○ <a href="#">MLA Format: Google Docs</a> (Video)</li> <li>○ <a href="#">MLA Format: Open Office</a> (Video)</li> <li>○ <a href="#">MLA Format: Apple Pages</a> (Video)</li> <li>○ <a href="#">MLA Format: Word for Apple</a> (Video)</li> </ul> </li> </ul> <p><b>Due by midnight 2/29 on <a href="#">Blackboard</a></b></p> <ul style="list-style-type: none"> <li><input type="checkbox"/> <a href="#">MLA Format Assignment</a> in the</li> </ul>	<div style="border: 2px solid orange; padding: 5px; width: fit-content; margin: 20px auto;">Take Notes</div>
<p><b>WEEK 8</b></p> <p>3/5 T</p>		<div style="border: 2px solid orange; padding: 5px; width: fit-content; margin: 20px auto;">Take Notes</div> <ul style="list-style-type: none"> <li><input type="checkbox"/> Introduction to <a href="#">Yale Film Analysis Guide</a></li> <li><input type="checkbox"/> Introduction to Film—Genre</li> <li><input type="checkbox"/> <a href="#">Our Time is Up</a> (Video)</li> <li><input type="checkbox"/> <a href="#">Life Does not Wait on Time</a></li> </ul>
<p>3/7 Th</p>	<p><b>NO CLASS</b></p>	
<p><b>Spring Break: March 10-16</b></p>		



DATE	HOMEWORK/WHAT'S DUE	WHAT WE'LL DO IN CLASS
<b>WEEK 9</b>  <b>3/19</b> <b>T</b>	<b>READ WATCH</b> <input type="checkbox"/> <a href="#">Film Exam Vocabulary and Essay Assignment</a> (PDF)  <b>Due in class</b> Consider the essay questions on page 4 of the <a href="#">Film and Essay Exam handout</a> . Which question would you answer about the film we watched last time, what would your answer be, and what parts of the film make you come to that answer--why? Choose one of the questions to consider and write a paragraph with a basic answer to it using specifics from the story to back it up. Cite the story. Handwritten is fine.	<div style="border: 2px solid orange; padding: 5px; text-align: center;">Take Notes</div> <input type="checkbox"/> <a href="#">The Fridge</a> (Video) <input type="checkbox"/> <a href="#">Cinematography and The Fridge</a>
<b>3/21</b> <b>Th</b>	<b>READ WATCH</b> <input type="checkbox"/> <a href="#">Writing down the Basics</a> , Writing about Film, pp 132-135 (PDF) <input type="checkbox"/> <a href="#">Yale Film Analysis Guide</a> : Basic Terms, <i>Mise-en-Scene</i>  <b>DUE</b> <b>Due in class</b> <input type="checkbox"/> Consider the essay questions on page 4 of the <a href="#">Film and Essay Exam handout</a> . Which question would you answer about the film we watched last time, what would your answer be, and what parts of the film make you come to that answer--why? Choose one of the questions to consider and write a paragraph with a basic answer to it using specifics from the story to back it up. Cite the story. Handwritten is fine.  <input type="checkbox"/>	<div style="border: 2px solid orange; padding: 5px; text-align: center;">Take Notes</div> <input type="checkbox"/> <a href="#">A Good Shot</a> (Video—with this, take notes on what you notice that we've studied about film so far. Do that the second time you watch it. Same with the film below, "My Name is Lisa") <ul style="list-style-type: none"> <li>○ <a href="#">Things to notice in A Good Shot</a> (Video)</li> <li>○ *Sample Essay: <a href="#">Video Walkthrough: Calm to Frantic</a> (Video Take notes on how to do this kind of writing and what to work on or avoid. Same with the sample below, "Who are You?")</li> </ul> <input type="checkbox"/> <a href="#">My Name is Lisa</a> (Video) <ul style="list-style-type: none"> <li>○ <a href="#">Things to notice in My Name is Lisa</a> (Video)</li> <li>○ *Sample Essay: <a href="#">Video Walkthrough: Who Are You?</a> (Video)</li> </ul>






<p><b>WEEK 10</b></p> <p><b>3/26</b> T</p>	<p><b>READ WATCH:</b></p> <ul style="list-style-type: none"> <li><input type="checkbox"/> <a href="#">Writing about Film</a> (PDF)</li> <li><input type="checkbox"/> <a href="#">Yale Film Analysis Guide: Cinematography</a></li> </ul> <p><b>Due in class</b></p> <ul style="list-style-type: none"> <li><input type="checkbox"/> Consider the essay questions on page 4 of the <a href="#">Film and Essay Exam handout</a>. Which question would you answer about one of the films we watched last time, what would your answer be, and what parts of the film make you come to that answer--why? Choose one of the questions to consider and write a paragraph with a basic answer to it using specifics from the story to back it up. Cite the story. Handwritten is fine.</li> </ul>	<div style="border: 1px solid orange; padding: 5px; text-align: center;">Take Notes</div> <ul style="list-style-type: none"> <li><input type="checkbox"/> Film: <a href="#">Lovefield</a> <ul style="list-style-type: none"> <li><input type="checkbox"/> Essay: <a href="#">Mise-en-Scene as Theme in Lovefield</a></li> </ul> </li> <li><input type="checkbox"/> Essay: <a href="#">The Bigger Picture in Lovefield (Video Walkthrough)</a></li> </ul> 
<p><b>3/28</b> Th</p>	<p><b>READ WATCH:</b></p> <ul style="list-style-type: none"> <li><input type="checkbox"/> <a href="#">Yale Film Analysis Guide: Editing</a></li> </ul> <p><b>Due in class</b></p> <ul style="list-style-type: none"> <li><input type="checkbox"/> Consider the essay questions on page 4 of the <a href="#">Film and Essay Exam handout</a>. Which question would you answer about one of the films we watched last time, what would your answer be, and what parts of the film make you come to that answer--why? Choose one of the questions to consider and write a paragraph with a basic answer to it using specifics from the story to back it up. Cite the story. Handwritten is fine.</li> </ul>	<div style="border: 1px solid orange; padding: 5px; text-align: center;">Take Notes</div> <ul style="list-style-type: none"> <li><input type="checkbox"/> Film: <a href="#">Pretty Dead Girl</a> (This is a link to a playlist. The film is in 2 parts--make sure to watch both) <ul style="list-style-type: none"> <li><input type="checkbox"/> Commentary: <a href="#">Things to notice in Pretty Dead Girl (Video)</a></li> </ul> </li> <li><input type="checkbox"/> Essay: <a href="#">Sound Changes Everything</a></li> </ul> 
<p><b>WEEK 11</b></p> <p><b>4/2</b> T</p>	<p><b>READ WATCH:</b></p> <ul style="list-style-type: none"> <li><input type="checkbox"/> <a href="#">Yale Film Analysis Guide: Sound</a></li> </ul> <p><b>Due in class</b></p> <ul style="list-style-type: none"> <li><input type="checkbox"/> Consider the essay questions on page 4 of the <a href="#">Film and Essay Exam handout</a>. Which question would you answer about one of the films we watched last time, what would your answer be, and what parts of the film make you come to that answer--why? Choose one of the questions to consider and write a paragraph with a basic answer to it using specifics from the story to back it up. Cite the story. Handwritten is fine.</li> </ul>	<div style="border: 1px solid orange; padding: 5px; text-align: center;">Take Notes</div> <ul style="list-style-type: none"> <li><input type="checkbox"/> Film: <a href="#">Delusions of Modern Primitivism</a> <ul style="list-style-type: none"> <li><input type="checkbox"/> Commentary: <a href="#">Things to notice in Delusions of Modern Primitivism (Video)</a></li> </ul> </li> <li>Essay: <a href="#">Peeling Back the Layers</a></li> </ul> 
<p><b>4/4</b> Th</p>	<ul style="list-style-type: none"> <li><input type="checkbox"/> <b>Final Research Essay Due on <a href="#">Blackboard</a></b> <ul style="list-style-type: none"> <li><input type="checkbox"/> Turn it in to the link for Research Essay Final</li> </ul> </li> </ul>	<ul style="list-style-type: none"> <li><input type="checkbox"/> <a href="#">Wrecked</a></li> </ul> <div style="border: 1px solid orange; padding: 5px; text-align: center;">Take Notes</div>



<b>WEEK 12</b>  <b>4/9</b> <b>T</b>	<b>DUE</b> <input type="checkbox"/> <a href="#">Film Exam</a> <input type="checkbox"/> Use the <a href="#">Yale Film Analysis Guide</a> as you take the <a href="#">Blackboard: Film Exam</a>	<input type="checkbox"/> <a href="#">Wrecked</a> (This links to the streaming version on OneDrive) <input type="checkbox"/> Discussion and Essay Planning
<b>4/11</b> <b>Th</b>	<b>DUE</b> <input type="checkbox"/> <a href="#">Film Essay Homework</a> (This is the handout you received in class. If you were present, you already have this.)	<input type="checkbox"/> In-Class Essay
<b>April 12<sup>th</sup>: Last day to W</b>		
<b>WEEK 13</b>  <b>4/16</b> <b>T</b>	<b>READ WATCH</b> <input type="checkbox"/> <a href="#">Fiction Exam and In-Class Essay</a> <input type="checkbox"/> <a href="#">Literature (Fiction)</a> <input type="checkbox"/> <a href="#">The Necklace</a> <a href="#">Writing down the Basics</a> , Literary Essays – The Formal Elements of Fiction, read pp 122-124, and skim 125-131	<div style="border: 2px solid orange; padding: 2px; text-align: center;">Take Notes</div> <input type="checkbox"/> <a href="#">Developing a Literary Argument: “The Necklace” (PDF)</a> Sample Essay: <a href="#">(Un)Making Mathilde: Description as Character in Guy de Maupassant's "The Necklace"</a>
<b>4/18</b> <b>Th</b>	<b>READ WATCH</b> <input type="checkbox"/> <a href="#">A &amp; P</a> <input type="checkbox"/> <a href="#">“Quotation!” How to Integrate Quotes from a Work of Fiction</a>	<div style="border: 2px solid orange; padding: 2px; text-align: center;">Take Notes</div> <input type="checkbox"/> Sample Essay: <a href="#">Why Sammy Really Quits</a> <input type="checkbox"/> <a href="#">In-Class Practice</a>
<b>WEEK 14</b>  <b>4/23</b> <b>T</b>	<b>READ WATCH</b> <input type="checkbox"/> <a href="#">The Tell-Tale Heart</a> <input type="checkbox"/> <a href="#">Questions to Consider</a>  <b>DUE in class</b> <input type="checkbox"/> Which question would you answer about the story, what would your answer be, and what parts of the story make you come to that answer--why? Choose one of the questions to consider about and write a paragraph with a basic answer to it using a quote from the story to back it up. Cite the story. Handwritten is fine.	<div style="border: 2px solid orange; padding: 2px; text-align: center;">Take Notes</div> <input type="checkbox"/> Sample Essay: <a href="#">“The Tell-Tale Heart”: A Nineteenth Century Emotional Roller Coaster (PDF)</a> <input type="checkbox"/> <a href="#">In-Class Practice</a>
<b>4/25</b> <b>Th</b>	<b>READ WATCH</b> <input type="checkbox"/> <a href="#">The Woman Who Tried to Be Good</a> <input type="checkbox"/> <a href="#">Questions to Consider</a>  <b>DUE in class</b> <input type="checkbox"/> Which question would you answer about the story, what would your answer be, and what parts of the story make you come to that answer--why? Choose one of the questions to consider about and write a paragraph with a basic answer to it using a quote from the story to back it up. Cite the story. Handwritten is fine.	<input type="checkbox"/> Discussion and Practice  <div style="border: 2px solid orange; padding: 2px; text-align: center;">Take Notes</div>

<p><b>WEEK 15</b></p> <p><b>4/30</b> <b>T</b></p>	<p><b>READ WATCH</b></p> <ul style="list-style-type: none"> <li><input type="checkbox"/> <a href="#">The Door</a></li> <li><input type="checkbox"/> <a href="#">Questions to Consider</a></li> </ul> <p><b>DUE in class</b></p> <ul style="list-style-type: none"> <li><input type="checkbox"/> Which question would you answer about the story, what would your answer be, and what parts of the story make you come to that answer--why? Choose one of the questions to consider about and write a paragraph with a basic answer to it using a quote from the story to back it up. Cite the story. Handwritten is fine.</li> </ul>	<ul style="list-style-type: none"> <li><input type="checkbox"/> Discussion and Practice Sample Essay: <a href="#">Changing of the Doors</a></li> </ul> <div style="border: 2px solid orange; padding: 5px; text-align: center;">Take Notes</div>
<p><b>5/2</b> <b>Th</b></p>	<p><b>READ WATCH</b></p> <ul style="list-style-type: none"> <li><input type="checkbox"/> <a href="#">The Paper Menagerie</a></li> <li><input type="checkbox"/> <a href="#">Questions to Consider for "The Paper Menagerie"</a></li> <li><input type="checkbox"/> <a href="#">Writer's Reference: Writing about Literature</a> <ul style="list-style-type: none"> <li>○ Support your interpretation with evidence from the work; avoid simple plot summary , pdf pages. 14-17, and 20-23</li> </ul> </li> </ul> <p><b>Due</b></p> <ul style="list-style-type: none"> <li><input type="checkbox"/> Choose one of the questions from the Questions to Consider and use the form on page 2 (you can do this on notebook paper using that as a guide if you want) to jot out ideas of what you'd do if you were answering that question in an essay. –Just complete it thoughtfully and it will be a 100. You'll turn it in with your notes</li> </ul>	<div style="border: 2px solid orange; padding: 5px; text-align: center;">Take Notes</div> <ul style="list-style-type: none"> <li><input type="checkbox"/> In-Class Discussion</li> <li><input type="checkbox"/> Story and homework Handout for final essay</li> </ul> <p><a href="#">Ethical Considerations Survey</a> Take this survey thinking about these ethical considerations and I'll throw in another free 100 to your general coursework for the fiction section.</p>

**FINALS WEEK: May 7-13**  
**Our Final: 5:30-7:30, Tuesday, May 7th**

<p><b>WEEK 16</b></p> <p><b>5/7</b></p>	<p><b>DUE</b></p> <ul style="list-style-type: none"> <li><input type="checkbox"/> <a href="#">Fiction Homework</a> due in class. (This is the handout you received in class or you got from my office door. If you were present, you already have this.) <ul style="list-style-type: none"> <li>○ Bring your copy of the story.</li> </ul> </li> <li><input type="checkbox"/> <a href="#">Fiction Exam due on Blackboard</a></li> </ul>	<p style="text-align: center;"><b>Final In-Class Essay on fiction</b></p> <div style="text-align: center;">  </div>
---	---	---