



## English 1302: Composition II, CRN 29849 Spring 2023

- MWF • Mini-Messter II •
- ### Daily Schedule

#### Contact Information

Talk/Text: [via the Teams app](#)

Web: [www.kelli.ninja](http://www.kelli.ninja)

Email: [kwood@epcc.edu](mailto:kwood@epcc.edu)

- **Office/Contact Hours:** M-Th 3-5, Sat 10-2. See <https://chatwith.kelli.ninja>
- **In-Office hours:** MW 1:30-3:30 & T/Th 2:30-3:30, Transmountain Campus, Room 1101
- **Quick questions:** just call or text during [reasonable hours](#)
- **Online Conferences:** [Schedule a conference](#)
- Join the [English w/ a Ninja Team](#) for news, announcements, and general discussion



**Find the digital schedule:** Go to [www.kelli.ninja](http://www.kelli.ninja) and click on **Schedules**, where you can download a digital copy of this daily schedule to access the links.



**Keep it current:** Make sure to refresh and check the schedule on a regular basis. You should look over homework and what we'll do in class for the week ahead at the beginning of the week, then check it at least one day before each class meeting to have time to complete lessons and homework.






**Streaming Link:** While this is not an online class, if you do need to work from home for a while, you will need to go to our Blackboard classroom and log in to access the Class Collaborate room. Simply join the Course Room session. Make sure to read the [attendance policy](#) and the note on this in the [Class Notes assignment](#) so that you are counted as present.



**YouTube Class Playlist:** *If you are absent during class time or want to review:* Find class recordings on the [course playlist](#).

If you have an appointment, or cannot attend during class time, you will be counted absent, but you can still watch the class lecture on YouTube and take notes for the day. Again, see the [Class Notes assignment](#) for instructions on turning them in.

Additionally, you can use these videos to go back and review information as needed.

Date	Homework	What We'll Do In Class
<b>WEEK 1</b>  <b>3/20</b> <b>M</b>	<p><b>Things listed below should be done on the date listed BEFORE you come to class unless otherwise noted.</b></p> 	<ul style="list-style-type: none"> <li><input type="checkbox"/> Meet the ninja</li> <li><input type="checkbox"/> <a href="http://www.kelli.ninja">www.kelli.ninja</a></li> <li><input type="checkbox"/> <a href="#">Blackboard</a></li> <li><input type="checkbox"/> <a href="#">Class Notes Assignments</a></li> <li><input type="checkbox"/> <a href="#">Research Assignment: Topic Questions</a></li> <li><input type="checkbox"/> Sample Essay: <a href="#">The War Within</a></li> <li><input type="checkbox"/> <a href="#">Starting with a Question: Staying Curious (Video) (Path)</a></li> </ul>
<b>3/22</b> <b>W</b>	<p><b>READ WATCH</b></p> <ul style="list-style-type: none"> <li><input type="checkbox"/> <a href="#">Instructor Policies &amp; Syllabus</a></li> <li><input type="checkbox"/> <a href="#">Class Notes Assignment</a></li> <li><input type="checkbox"/> <a href="#">Research Assignment</a>, pp. 1-6</li> <li><input type="checkbox"/> <a href="#">How to Write a Research Question</a></li> </ul> <p><b>DUE</b></p> <ul style="list-style-type: none"> <li><input type="checkbox"/> <a href="#">Contact Form</a>: Fill this out for a free 100! You will need to sign in to MyEPCC for this. If you've forgotten your login or password, <a href="#">click here</a>.</li> <li><input type="checkbox"/> <a href="#">Syllabus Quiz</a>—this covers key things in the syllabus. Make sure you read it and use it as you complete the quiz.</li> </ul>	<ul style="list-style-type: none"> <li><input type="checkbox"/> <a href="#">APA Format Assignment</a></li> <li><input type="checkbox"/> What Kind of Source is This? <ul style="list-style-type: none"> <li>o <a href="#">Video</a>—this is a class-length video, but important, so plan your time accordingly.</li> </ul> </li> <li><b>OR</b></li> <li>o <a href="#">Slideshow</a></li> <li><input type="checkbox"/> <a href="#">Reading (and Using) Scholarly Articles (Video)</a></li> <li><input type="checkbox"/> ? <a href="#">My 26 + 1 minutes with Chat GPT (Video)</a></li> </ul>
<b>3/24</b> <b>F</b>	<p><b>READ WATCH</b></p> <ul style="list-style-type: none"> <li><input type="checkbox"/> <a href="#">APA Format Assignment</a></li> <li><input type="checkbox"/> <a href="#">Antioch University: Academic Tone in Formal Writing</a></li> <li><input type="checkbox"/> <a href="#">Writing down the Basics</a>, <ul style="list-style-type: none"> <li>o Formal Writing-But I Didn't Make that Mistake, pp 59-70</li> <li>o APA Documentation Style, pp 87-111</li> </ul> </li> <li><input type="checkbox"/> <a href="#">Getting and Using Grammarly in Our Class (Video)</a></li> </ul> <p><b>DUE</b></p> <ul style="list-style-type: none"> <li><input type="checkbox"/> Sign up for <a href="#">Grammarly</a>: Make sure you're at <a href="http://www.grammarly.com/edu/signup">www.grammarly.com/edu/signup</a> or <a href="http://www.grammarly.com/enterprise/signup">www.grammarly.com/enterprise/signup</a> and <b>use your EPCC email address</b> <ul style="list-style-type: none"> <li>o If you've previously signed up with a different email and it won't let you with your EPCC one, email me and I'll get you the info you need to contact Grammarly and get it adjusted.</li> </ul> </li> </ul> 	<ul style="list-style-type: none"> <li><input type="checkbox"/> <a href="#">Doing Research using EPCC'S Library Search and Google Scholar (Video) (Path)</a></li> <li><input type="checkbox"/> <a href="#">My 26 + 1 minutes with Chat GPT (Video)</a> ?</li> <li><input type="checkbox"/> Questions about <a href="#">APA Format Assignment?</a></li> <li><input type="checkbox"/> <a href="#">Sign up for next week's conference here</a> or here:</li> </ul> 

If you already have a premium/edu Grammarly account through the school, then you're good to go, but make sure and watch the video as I explain how we use it for our class.

Date	Homework	What We'll Do In Class
<p><b>WEEK 2</b></p> <p><b>3/27</b> <b>M</b></p>	<p><b>NOTE: Take notes on all READ WATCH assignments for this week and turn the notes in next week to count as your class notes.</b></p> <p><b>READ WATCH: Topic Questions</b></p> <ul style="list-style-type: none"> <li><input type="checkbox"/> <a href="#">Writer's Reference</a>, Pose Questions worth Exploring, pp 657-659</li> <li><input type="checkbox"/> <a href="#">Review the Topic Questions requirements</a>: pp 4-6</li> </ul> <p><b>READ WATCH: APA Format Assignment</b></p> <ul style="list-style-type: none"> <li><input type="checkbox"/> <a href="#">Writer's Reference</a>, "Read Like a Writer," – "Guidelines for Writing a Summary," pp 139-143</li> <li><input type="checkbox"/> <a href="#">How to Write a Summary</a></li> <li><input type="checkbox"/> APA Paper Format (<b>Choose one</b>) <ul style="list-style-type: none"> <li><input type="checkbox"/> <a href="#">APA Format: MS Word</a> (Video)</li> <li><input type="checkbox"/> <a href="#">APA Format: MS Word 365</a> (Video)</li> <li><input type="checkbox"/> <a href="#">APA Format: Google Docs</a> (Video)</li> <li><input type="checkbox"/> <a href="#">APA Format: Apple Pages</a> (Video)</li> </ul> </li> </ul> <p><b>DUE on Blackboard</b></p> <ul style="list-style-type: none"> <li><input type="checkbox"/> Topic Questions <b>in the Research Assignments section</b> (Make sure you read the readings on topic questions above)</li> <li><input type="checkbox"/> APA Format Assignment <b>in the Format Assignments section</b> <ul style="list-style-type: none"> <li><input type="checkbox"/> <a href="#">Getting your Grammarly Report</a> (Video), in case you need a short review)</li> </ul> </li> </ul>	<ul style="list-style-type: none"> <li><input type="checkbox"/> Conferences in my office, Room 1101. (in the hallway by the Writing Center--take the first left, then the first right. I'm the first door on the right after that.)</li> <li><input type="checkbox"/> Do not come to the classroom this week <ul style="list-style-type: none"> <li><input type="checkbox"/> Only come to the conference time you signed up for.</li> <li><input type="checkbox"/> Double check your conference time <a href="#">here</a>.</li> </ul> </li> <li><input type="checkbox"/> Make sure you've turned in your Topic Questions and Format assignments <b>at least one day before your conference.</b></li> <li><input type="checkbox"/> We'll discuss your Topic and the APA format assignment.</li> <li><input type="checkbox"/> <b>Next Monday</b> you need to bring in at least 2 sources for your research. <ul style="list-style-type: none"> <li><input type="checkbox"/> You can bring them in print or digitally.</li> <li><input type="checkbox"/> Things will be easier if you've at least skimmed them and made some notes on the main points and key info that you might use from them.</li> </ul> </li> </ul>
<p><b>3/29</b> <b>W</b></p>	<p><b>NOTE: Take notes on all READ WATCH assignments for this week and turn the notes in next week to count as your class notes.</b></p> <p><b>READ WATCH</b></p> <ul style="list-style-type: none"> <li><input type="checkbox"/> What Kind of Source is This? <ul style="list-style-type: none"> <li><input type="checkbox"/> <a href="#">Video</a>—this is a class-length video, but important, so plan your time accordingly.</li> <li><b>OR</b> <a href="#">Slideshow</a></li> </ul> </li> <li><input type="checkbox"/> <a href="#">Reading (and Using) Scholarly Articles</a> (Video: This is the one that shows you what to skip and what to read in long professional articles.)</li> </ul> <p><b>DUE</b></p> <ul style="list-style-type: none"> <li><input type="checkbox"/> <a href="#">Identify and Evaluate Sources Exercise</a>. (Activity/Quiz) You can take this unlimited times before the due date/time, but it will take some time to do, so don't put it off until then.</li> </ul>	<div style="border: 2px solid green; padding: 10px;"> <p><b>Extra/Optional: This might be helpful.</b></p> <p>Here's a video where I walk-through an APA Format Assignment. This is for the <b>1301</b> format assignment; <b>you need to read the article assigned for 1302 and only need to do the summary</b>, but I show how to put the writing together and cite sources.</p> <p style="text-align: center;"><a href="#">Walkthrough: APA Formatting Assignment-- Formal Writing and Integrating Sources</a></p> </div>

Date	Homework	What We'll Do In Class
3/31 F	<b>Cesar Chavez Day: No Class</b>	
<b>WEEK 3</b>  4/3 M	<p><b>READ WATCH</b></p> <ul style="list-style-type: none"> <li><input type="checkbox"/> <a href="#">Research Assignment</a>, Annotated Bibliography, pp. 7-11</li> <li><input type="checkbox"/> <a href="#">Writing down the Basics</a>, Finding Research – Reading a Formal Research Study," pp. 114-117</li> <li><input type="checkbox"/> <a href="#">Writer's Reference</a>: "Reading Arguments" – "Evaluating ethical, logical, and emotional appeals as a reader," pp. 172-182</li> </ul> <p><b>DUE</b></p> <ul style="list-style-type: none"> <li><input type="checkbox"/> Notes from <b>READ WATCH</b> assignments during conference week.</li> <li><input type="checkbox"/> Bring in at least 2 sources for your research (Things will be easier if you've at least skimmed them and made some notes on the main points and key info that you might use from them.)</li> </ul>	<ul style="list-style-type: none"> <li><input type="checkbox"/> <a href="#">Research Assignment</a>, Annotated Bibliography, pp. 7-11</li> <li><input type="checkbox"/> Sample ½ Ann Bib: <a href="#">The War Within</a></li> <li><input type="checkbox"/> Summary, Citation, and Annotation work <ul style="list-style-type: none"> <li>○ You may want to bring in your laptop or tablet.</li> </ul> </li> </ul>
4/5 W	<p><b>DUE</b></p> <ul style="list-style-type: none"> <li><input type="checkbox"/> Work on your ½ Annotated Bibliography</li> <li><input type="checkbox"/> Bring in at least 1 more source for your research (Things will be easier if you've at least skimmed it and made some notes on the main points and key info that you might use from it.)</li> </ul>	<ul style="list-style-type: none"> <li><input type="checkbox"/> Summary, Citation, and Annotation work <ul style="list-style-type: none"> <li>○ You may want to bring in your laptop or tablet.</li> </ul> </li> </ul>
4/7 F	<b>Institutional Holiday: No Class</b>	
<b>Early Bird Special: If you turn in your ½ Annotated Bibliography by Sunday morning when I get up (@8 am), I will return it to you with comments and advice by Monday.</b>		
<b>WEEK 4</b>  4/10 M	<ul style="list-style-type: none"> <li><input type="checkbox"/> <b>DUE</b> ½ Annotated Bibliography on <a href="#">Blackboard</a> (3 sources cited each with an annotation. <a href="#">See the assignment</a> to make sure you've got the required info in the annotations.)</li> </ul>	<ul style="list-style-type: none"> <li><input type="checkbox"/> Summary, Citation, and Annotation work <ul style="list-style-type: none"> <li>○ You may want to bring in your laptop or tablet.</li> </ul> </li> </ul>
4/12 W	<ul style="list-style-type: none"> <li><input type="checkbox"/> Work on your Final Annotated Bibliography</li> </ul>	<ul style="list-style-type: none"> <li><input type="checkbox"/> Summary, Citation, and Annotation work <ul style="list-style-type: none"> <li>○ You may want to bring in your laptop or tablet.</li> </ul> </li> </ul>
<b>Friday, April 14: Last day to Withdraw</b>		
4/14 F	<p><b>READ WATCH</b></p> <ul style="list-style-type: none"> <li><input type="checkbox"/> <a href="#">What is an Academic Paper</a></li> </ul> <p><b>DUE</b></p> <ul style="list-style-type: none"> <li><input type="checkbox"/> Final Annotated Bibliography due on <a href="#">Blackboard</a></li> </ul>	<ul style="list-style-type: none"> <li><input type="checkbox"/> Sample Essay: <ul style="list-style-type: none"> <li>○ <a href="#">Fast Fashion: Trend Today, Trash Tomorrow</a></li> </ul> </li> <li><input type="checkbox"/> From Annotated Bibliography to Draft</li> <li><input type="checkbox"/> In-class drafting</li> </ul>

Date	Homework	What We'll Do In Class
<b>WEEK 5</b>  <b>4/17</b> <b>M</b>	<b>READ WATCH</b> <ul style="list-style-type: none"> <li><input type="checkbox"/> <a href="#">Failures in Evidence: When Even “Lots of Quotes” Can’t Save a Paper</a></li> <li><input type="checkbox"/> <a href="#">Writing down the Basics</a>, Drafting: The Down-and-Dirty Method - From Outline to Essay, pp. 117-121</li> <li><input type="checkbox"/> <a href="#">Writing down the Basics</a>, APA Papers – Synthesize Sources, pp 822-846</li> </ul> <p><b>DUE</b></p> <ul style="list-style-type: none"> <li><input type="checkbox"/> Research Exam on <a href="#">Blackboard</a></li> <li><input type="checkbox"/> PRINT Draft of Research Essay, bring a print copy This is an in/during-class assignment. Do not email me your work after the fact. If you miss workshop, you miss workshop.</li> </ul>	<ul style="list-style-type: none"> <li><input type="checkbox"/> Workshop: This is an in-class activity—to get credit you must be here with your draft. <ul style="list-style-type: none"> <li><input type="checkbox"/> If you must stream, make sure you have a copy of your work you can share via email or Blackboard.</li> </ul> </li> </ul>
<b>4/19</b> <b>W</b>	<b>READ WATCH</b> <ul style="list-style-type: none"> <li><input type="checkbox"/> <a href="#">Film Exam Vocabulary and Essay Assignment</a> (PDF)</li> <li><input type="checkbox"/> <a href="#">Writing down the Basics</a>, MLA Format and Documentation, pp. 71-86</li> <li><input type="checkbox"/> Formatting MLA Papers (<b>Choose one</b>): <ul style="list-style-type: none"> <li><input type="checkbox"/> <a href="#">MLA Format: MS Word</a> (Video)</li> <li><input type="checkbox"/> <a href="#">MLA Format: Google Docs</a> (Video)</li> <li><input type="checkbox"/> <a href="#">MLA Format: Open Office</a> (Video)</li> <li><input type="checkbox"/> <a href="#">MLA Format: Apple Pages</a> (Video)</li> <li><input type="checkbox"/> <a href="#">MLA Format: Word for Apple</a> (Video)</li> </ul> </li> </ul> <p><b>DUE</b></p> <ul style="list-style-type: none"> <li><input type="checkbox"/> Turn in your Research Essay DRAFT on <a href="#">Blackboard</a> in the Research Assignments section</li> </ul>	<ul style="list-style-type: none"> <li><input type="checkbox"/> Introduction to <a href="#">Yale Film Analysis Guide</a></li> <li><input type="checkbox"/> Introduction to Film—Genre</li> <li><input type="checkbox"/> <a href="#">Our Time is Up</a> (Video)</li> <li><input type="checkbox"/> Let’s fix citation in this Sample Essay: <a href="#">Life Does not Wait on Time</a></li> <li><input type="checkbox"/> MLA Citation and Format Questions</li> <li><input type="checkbox"/> <a href="#">The Fridge</a> (Video)</li> <li><input type="checkbox"/> <a href="#">Cinematography and The Fridge</a></li> </ul>
<b>4/21</b> <b>F</b>	<b>READ WATCH</b> <ul style="list-style-type: none"> <li><input type="checkbox"/> <a href="#">Writing down the Basics</a>, Writing about Film, pp 132-135 (PDF)</li> <li><input type="checkbox"/> <a href="#">Yale Film Analysis Guide</a>: Basic Terms, <i>Mise-en-Scene</i></li> </ul>	<ul style="list-style-type: none"> <li><input type="checkbox"/> <a href="#">A Good Shot</a> (Video)</li> <li><input type="checkbox"/> <a href="#">Things to notice in A Good Shot</a> (Video)</li> <li><input type="checkbox"/> *Sample Essay: <ul style="list-style-type: none"> <li><input type="checkbox"/> <a href="#">Video Walkthrough: Calm to Frantic</a> (Video)</li> </ul> </li> <li><input type="checkbox"/> Essay: <a href="#">Calm to Frantic</a> (PDF) <a href="#">My Name is Lisa</a> (Video)</li> <li><input type="checkbox"/> <a href="#">Things to notice in My Name is Lisa</a> (Video)</li> <li><input type="checkbox"/> *Sample Essay: <ul style="list-style-type: none"> <li><input type="checkbox"/> <a href="#">Video Walkthrough: Who Are You?</a> (Video)</li> </ul> </li> <li><input type="checkbox"/> Essay: <a href="#">Who Are You?</a> (PDF)</li> </ul>

Date	Homework	What We'll Do In Class
<b>WEEK 6</b>  <b>4/24</b> <b>M</b>	<b>READ WATCH:</b> <input type="checkbox"/> <a href="#">Yale Film Analysis Guide: Cinematography &amp; Editing</a>	<input type="checkbox"/> Film: <a href="#">Lovefield</a> <input type="checkbox"/> Essay: <a href="#">Mise-en-Scene as Theme in Lovefield</a> <input type="checkbox"/> Essay: <a href="#">The Bigger Picture in Lovefield (Video Walkthrough)</a>  <input type="checkbox"/> Film: <a href="#">Pretty Dead Girl</a> (This is a link to a playlist. The film is in 2 parts–make sure to watch both) <input type="checkbox"/> Commentary: <a href="#">Things to notice in Pretty Dead Girl (Video)</a> <input type="checkbox"/> Essay: <a href="#">Sound Changes Everything</a>
<b>4/26</b> <b>W</b>	<b>READ WATCH:</b> <input type="checkbox"/> <a href="#">Writing about Film</a> (PDF) <input type="checkbox"/> <a href="#">Yale Film Analysis Guide: Sound</a>	<input type="checkbox"/> Film: <a href="#">Delusions of Modern Primitivism</a> <input type="checkbox"/> Commentary: <a href="#">Things to notice in Delusions of Modern Primitivism (Video)</a> <input type="checkbox"/> Essay: <a href="#">Peeling Back the Layers</a>
<b>4/28</b> <b>F</b>	<b>DUE</b> <input type="checkbox"/> <a href="#">Film Exam</a> <input type="checkbox"/> Use the <a href="#">Yale Film Analysis Guide</a> as you take the <a href="#">Blackboard: Film Exam</a>	<input type="checkbox"/> <a href="#">Wrecked</a> <input type="checkbox"/> Discussion and Essay Planning
<b>WEEK 7</b>  <b>5/1</b> <b>M</b>	<b>DUE</b> <input type="checkbox"/> <a href="#">Film Essay Homework</a> (This is the handout you received in class. If you were present, you already have this.)	<input type="checkbox"/> In-Class Essay
<b>5/3</b> <b>W</b>	<b>READ WATCH</b> <input type="checkbox"/> <a href="#">Fiction Exam and In-Class Essay</a> <input type="checkbox"/> <a href="#">Literature (Fiction)</a> <input type="checkbox"/> <a href="#">The Necklace</a> <input type="checkbox"/> <a href="#">Writing down the Basics</a> , Literary Essays – The Formal Elements of Fiction, read pp 122-124, and skim 125-131	<input type="checkbox"/> <a href="#">Developing a Literary Argument: “The Necklace” (PDF)</a> <input type="checkbox"/> Sample Essay: <a href="#">(Un)Making Mathilde: Description as Character in Guy de Maupassant's "The Necklace"</a>

5/5 F	<b>READ WATCH</b> <input type="checkbox"/> <a href="#">A &amp; P</a> <input type="checkbox"/> <a href="#">The Tell-Tale Heart</a> <input type="checkbox"/> <a href="#">“Quotation!” How to Integrate Quotes from a Work of Fiction</a>	<input type="checkbox"/> <a href="#">In-Class Practice</a> <input type="checkbox"/> Sample Essay: <a href="#">Why Sammy Really Quits</a> <input type="checkbox"/> Sample Essay: <a href="#">“The Tell-Tale Heart”: A Nineteenth Century Emotional Roller Coaster (PDF)</a>
----------	---	--

**FINALS WEEK: May 7-13**

As a mini-mester II class, we meet each day this week.

Let me know if you have conflicts with any of your other classes—you shouldn't, but it can happen.

Here is a copy of the official [Final Exam Schedule](#).

<b>WEEK 8</b>  5/8 M	<b>READ WATCH</b> <input type="checkbox"/> <a href="#">The Woman Who Tried to Be Good</a> <input type="checkbox"/> <a href="#">Questions to Consider for “The Woman Who Tried to Be Good”</a> <input type="checkbox"/> <a href="#">Writer's Reference: Writing about Literature</a> <ul style="list-style-type: none"> <li>○ Reading to form an Interpretation, pp. 5-8</li> </ul> <p><b>Due</b></p> <input type="checkbox"/> Choose one of the questions from the Questions to Consider and use the form on page 2 (you can do this on notebook paper using that as a guide if you want) to jot out ideas of what you'd do if you were answering that question in an essay. — Just complete it thoughtfully and it will be a 100. You'll turn it in with your notes	<input type="checkbox"/> In-Class Practice <input type="checkbox"/> Sample Essay: <a href="#">A Good Grandma is Hard to Find (PDF)</a>
	<input type="checkbox"/> <b>Film Essay Revisions due in class.</b> Make sure to turn them in with the original version.	

<p>5/10 W</p>	<p><b>READ WATCH</b></p> <ul style="list-style-type: none"> <li><input type="checkbox"/> <a href="#">The Paper Menagerie</a></li> <li><input type="checkbox"/> <a href="#">Questions to Consider for "The Paper Menagerie"</a></li> <li><input type="checkbox"/> <a href="#">Writer's Reference: Writing about Literature</a> <ul style="list-style-type: none"> <li>○ Planning the Paper – Writing the Paper, pp. 9-14</li> <li>○ Conventions – Integrating Quotations, pp. 15-23</li> </ul> </li> </ul> <p><b>DUE</b></p> <ul style="list-style-type: none"> <li><input type="checkbox"/> Choose one of the questions from the Questions to Consider and use the form on page 2 (you can do this on notebook paper using that as a guide if you want) to jot out ideas of what you'd do if you were answering that question in an essay. – Just complete it thoughtfully and it will be a 100. You'll turn it in with your notes for the day.</li> <li><input type="checkbox"/> <b>Last day to turn in Revised Annotated Bibliography and Final Research Essay</b></li> </ul>	<ul style="list-style-type: none"> <li><input type="checkbox"/> In-Class Practice and discussion</li> <li><input type="checkbox"/> I will hand out the story and questions for your final essay. <b>If you miss class come by my office and get the handouts—they'll be on the door.</b></li> </ul>
<p>5/12 F</p>	<p><b>DUE</b></p> <ul style="list-style-type: none"> <li><input type="checkbox"/> <a href="#">Fiction Homework</a> due in class. (This is the handout you received in class or you got from my office door. If you were present, you already have this.) <ul style="list-style-type: none"> <li>○ Bring your copy of the story.</li> </ul> </li> <li><input type="checkbox"/> <a href="#">Fiction Exam due on Blackboard</a></li> </ul>	<ul style="list-style-type: none"> <li><input type="checkbox"/> Final in-class essay</li> </ul>